

Wyoming Community College Commission



WYOMING
COMMUNITY COLLEGES

**Commission Meeting Packet
October 19, 2016**

TAB 1

MINUTES

WYOMING COMMUNITY COLLEGE COMMISSION MEETING June 1, 2016

Casper College
Casper, Wyoming

The June 1, 2016 regular Commission meeting was called to order by Commission Chair Sandra Meyer at Casper College, Casper, Wyoming at 8:40 a.m.

Commissioners present: Commissioners Larry Atwell, Charlene Bodine, Bruce Brown, Katherine Dooley, Sherri Lovercheck, Sandra Meyer and Wendy Sweeny.

Commission staff present: Executive Director Jim Rose, Deputy Director and Chief Financial Officer Matt Petry, Programs Team Leader Joe McCann, Fiscal Team Leader Larry Buchholtz and Administrative Services Manager Claire Smith.

A roll call was taken. A quorum was present. Due notice had been published. Commissioner Meyer asked for introductions.

Motion: Commissioner Sweeny moved and Commissioner Lovercheck seconded a motion to approve the agenda. **Motion passed unanimously.**

CONSIDERATION OF MINUTES OF THE PREVIOUS MEETINGS

Motion: Commissioner Bodine moved and Commissioner Dooley seconded a motion to approve the minutes of the April 22, 2016 commission meeting. **Motion passed unanimously.**

ORGANIZATIONS AND ALLIANCES

1. WY Association of Community College Trustees (WACCT): WACCT President Walt Wragge said the names of WACCT award winners Troy Miller (NWCCD) and John Patrick (EWC) have been forwarded to ACCT for the regional competition. Erin Taylor Executive Director said they will be discussing the FY17 budget, programming and the annual Executive Director review at their WACCT meeting. The fall summit will be in Laramie on October 20th and 21st. The date for the WACCT awards and legislative session has been moved to February 8, 2017 in Cheyenne. Commissioner Meyer complimented Erin on her work during the 2016 legislative session.

2. Wyoming Department of Education (WDE): Chief Academic Officer Brent Bacon said they will meet with the Joint Education Interim Committee in June in collaboration with Dr. Rose, Department of Workforce Services (DWS) and the University of Wyoming (UW). Science standards are out for comment for another 45 days. They are doing surveys of schools around the state to find out their needs concerning technology and digital learning. They are working on a program similar to WYCLASS to replace their on-line registration system. The new Chief Policy Officer will be Lisa Weigel, who is currently the Director of Individualized Learning. There will be a professional development opportunity at the STEM conference in Rock Springs Aug 1-3. Mr. Bacon asked for information on any other K-12 or

student trainings at the colleges they can post on the WDE website. Commissioner Sweeny asked where they are with the statewide assessment to which Mr. Bacon stated they have started the request for proposal (RFP) process to build a new assessment. The assessment is expected to be in place in two years. She asked if they are collaborating with WCCC on what should be included and Dr. Rose said he is part of the group developing the components for the RFP.

3. President's Council: Dr. Schaffer thanked the commissioners for attending commencements. The presidents have been busy setting FY17 budgets and dealing with further reductions in state revenue. The Executive Council has not made much progress on the resolution for a K12 partnership but Dr. Leach has started a draft. Commissioner Atwell asked the presidents to come to agreement on the resolution today.

4. Wyoming Faculty Alliance: No one was present for this report.

5. Wyoming PBS: The report was included in the meeting packet and Bob Connolly Assistant General Manager had no additional information.

6. Complete College Wyoming (CCW): Dr. Freeze said they have accomplished quite a bit since the last update. The team has developed goals for FY17 and will revamp the website soon. They will be hosting a session around Oct 7 to bring high school, college and UW math and English instructors together to talk about seamless transitions. UW is interested in working with CCW regarding transitions in these areas. A representative from Complete College America may be in attendance. They will also look at motivational factors that make students more inclined to be successful.

UPDATES AND REPORTS

Financial Report: Matt Petry discussed the financial statements and highlighted the following:

- Administration – payroll is short because we never received funding to cover pay raises and agencies are expected to cover them from other areas, if possible. The maintenance agreement surplus is due to positive contract negotiations. The IT funding from last biennium will be used in full by the end of June.
- Statewide Longitudinal Data System – some expenditures expected for this unit will be paid with the IT funding from the last biennium.
- Course completion will be replaced with credit completion.
- Enrollment growth was distributed using course completion volumes in BFY15. In BFY17 it will be distributed as it was prior to BY15 (75% on true enrollment growth and 25% using credit completion) and this is the last time we will receive enrollment growth due to the recalibration of base funding.
- Health insurance shows a surplus but it must revert to the general fund. The funds were appropriated specifically for health insurance and cannot be used for anything else.
- Retirement will have a shortfall which will be allocated proportionately in 4th quarter reimbursements. The colleges will need to cover the shortfalls from their own budgets.
- Contingency reserve is funded with coal lease bonus funds. FY17 is expected to be the last year we receive this amount and it is likely to be a smaller amount than in the past.
- WY Family Literacy will revert at least \$135,000. This was defunded in the 2016 legislative session and as centers shut down, their requests are smaller. The Jackson center is likely to be the only one to remain open as they have obtained private funding. The surplus cannot be transferred to Adult Education or used to cover expenses beyond June 30.
- Adult education funds will be completely spent by June 30. Federal funds will be carried over into BFY17 and have a 27 month spending window.

- High School equivalency certificate program will have a reversion primarily due to the position frozen back in October. This will pay for a part time staff member in BFY17.
- WY Investment in Nursing surplus will be carried over into BFY17 and can be used for any shortfalls in nursing faculty if needed.
- Nursing Faculty will be completely spent but the student funds are available if there is a shortfall.
- Teacher Shortage Loan Repayment Program sunsets June 30, 2016. We have already reverted some funds and have kept enough to complete the program.
- WY Adjunct Professor Loan Repayment program will have a reversion. These funds were awarded to a faculty member who later backed out of the program. This program has a sizeable cut for BFY17 and will drop to \$95,000.
- Veterans Tuition Waiver Program will have a reversion as demand has flattened.
- WY Public Television (WPTV) endowment interest shows \$132,000 income generated off the endowment fund. The WPTV Council funds will revert.

Motion: Commissioner Sweeny moved and Commissioner Atwell seconded a motion to accept the financial report. **Motion passed unanimously.**

CONSIDERATION OF COMMISSION RULES

Claire Smith summarized the changes to regular and emergency rules, which are also included in the meeting packet. **Motion:** Commissioner Atwell moved and Commissioner Bodine seconded a motion to adopt emergency rules for chapters 1 and 5. **Motion passed unanimously.** **Motion:** Commissioner Bodine moved and Commissioner Sweeny seconded a motion to approve draft regular rules for chapters 1, 2, 4, 5, and 7. **Motion passed unanimously.**

Dr. Rose informed the commissioners that the residency rules at UW have changed since we brought our rules into alignment with theirs. The new requirements do not allow students to obtain residency status if they receive any support from out of state and are in Wyoming primarily as students. Most community college students go to school part-time while working and are not comparable to typical UW students. UW is currently reviewing this regulation for additional changes because of student objections to the policy. We may need to consider a change to our residency rules next year once we know how UW is going to clarify this issue. We will continue to reference the UW Regulation 8-1 in place when our chapter 3 rules were updated last year.

CONSIDERATION OF CAPITAL CONSTRUCTION PRIORITIZATION AND AUTHORIZATIONS

Dr. Rose discussed the meeting with Mel Muldrow, Administrator for Construction Management Division (CMD) from the previous day. The commissioners' responsibility is to approve a capital construction list to forward to CMD. Larry Buchholtz discussed the two projects submitted for prioritization. LCCC's Fine Arts Building was priority number 1 on last year's list but has moved down to number 2 this year behind NWCCD's Health Science Building. The changes to capital measures 4, 5 and 9 approved at the last meeting were applied to the rankings but did not affect the priority order. Dr. Schaffer and Larry Buchholtz discussed the changes to the LCCC Physical Education Renovation requiring authorization from the Commission.

Motion: Commissioner Brown moved and Commissioner Lovercheck seconded a motion to approve the capital construction priority as ranked by the capcon model. **Motion passed unanimously.** **Motion:** Commissioner Atwell moved and Commissioner Brown seconded a motion to authorize the Physical Education building at LCCC. **Motions passed unanimously.**

EXECUTIVE DIRECTOR'S REPORT

- Joint Education Interim Committee (JEIC) – Dr. Rose said they have been asked to make a presentation to the JEIC along with the Superintendent of Public Instruction, a representative from the Governor's office, UW and the Department of Workforce Services Research and Planning on June 13th about updates to the Hathaway program, specifically on data dealing with measures of success derived from the success curriculum. WCCC IT staff have produced a performance report summarizing relevant information on scholarship levels and student success, challenges students at each level exhibit regarding retention, persistence and grade point average. The data should be useful to the JEIC as they continue to refine the Hathaway program. The report does not include UW's data.
- Joint Appropriations Interim Committee (JAIC) – There will be a meeting July 19th – 20th in Cheyenne to discuss the Management Council directive on the "funding allocation model" and the role of the legislature in approval of programs and building construction. There will be another meeting on June 21st to discuss budget reductions. Five agencies representing 75% of the general fund budget will attend: Department of Health, Department of Corrections, Department of Family Services, UW and WCCC. The governor has developed a plan on how to proceed with the increased budget challenges and will discuss it with those agencies. The governor is trying to be transparent on how the reductions will affect those agencies. The cuts will be codified in the 2017 legislative session through the supplemental budget.
- Budget – It is uncertain how this will turn out when the legislature looks at it during the session. Last week's budget meeting with the governor and the colleges was productive. The governor asked Dr. Rose about the long term consequences of reductions and whether or not the colleges can recover. Dr. Rose explained there is no going back once a program is closed. Dr. Rose informed the governor and his staff of the unique nature of college budgets and how 4 mill and property taxes have also plummeted. Discussion took place on the need for a need-based aid program.

OTHER BUSINESS

Motion: Commissioner Sweeny moved and Commissioner Bodine seconded a motion to schedule the February meeting on February 9th, 2017. **Motion passed unanimously.**

Motion: Commissioner Atwell moved and Commissioner Lovercheck seconded a motion to adopt the resolution as amended on collaboration with the WDE and UW. The amended resolution reads as follows:

RESOLUTION

*WYOMING COMMUNITY COLLEGE COMMISSION RESOLVES
TO COLLABORATE WITH THE WYOMING DEPARTMENT OF EDUCATION
AND THE UNIVERSITY OF WYOMING TO ALIGN STUDENT LEARNING LEADING TO STUDENT
SUCCESS*

WHEREAS the Wyoming Community College Commission established its highest strategic priority as an educated citizenry for the State of Wyoming,

AND WHEREAS all sectors of public education seek to serve the citizenry with this lofty mission from K-12 through the Community Colleges and on to the University of Wyoming,

AND WHEREAS direct evidence exists that the more education an individual accomplishes the higher the ultimate earning power of that individual,

AND WHEREAS the greatest success is experienced by individuals who successfully move from one level of education to the next without delay,

TAB 2

At the time of packet preparation, there were only two full months of expenditures for this 24-month biennium. As such, many budget line-items had not yet had expenditures posted to them, and therefore biennial projections were difficult. The only items of note are as follows:

- Data Management and Analytical Reporting (Page 2) - This is a "new" financial report, and it will track usage of the \$3.45 million first received last Spring, and then carried over to this biennium. Approximately \$85,000 of the appropriation was spent last biennium.
- Contingency Reserve (Page 9) - Coal Lease Bonus Fund revenue received in October is expected to be less than what's been received in the past - \$1.6 million. And no revenue is expected for fiscal-year 2018.
- Family Literacy Program - With the Legislature's defunding of this program, there is no longer a corresponding financial report.
- High School Equivalency Certificate (Page 13) - This appropriation now funds a part-time position, rather than a full-time position as it had in the past.
- WyIN Nursing Grant & Loan Program (Page 14) - Budget Cuts to this side of the WyIN Program (i.e., the student side) had to be deeper in order to maintain statutorily-mandated full funding on the faculty side (see Page 15 of the Financial Reports). However, carry-over funding from last biennium may be sufficient to support the student side for the current biennium. Unfortunately, without an exception request for 2019-2020, future funding of the student side will be a fraction of its historical funding.
- Teacher Shortage Loan Repayment Program (Page 16) - Though this program sunsetted on June 30, reporting will continue to track relatively small, allowable expenditures, primarily for loan servicing fees.
- Veterans Tuition Waiver Program (Page 18) - In satisfaction of the budget cuts, it was proposed that this program be eliminated, but the Governor's Office provided \$600,000 for continuation of the program through the Spring 2017 semester. Technically, it's two \$300,000 appropriations - one for the Fall 2016 semester, and another for the Spring 2017 semester.

Administration
Budget to Actual Statement
WYOMING COMMUNITY COLLEGE COMMISSION
For the Period Ending August 31, 2016

AORG	EORG	2017-2018 Budget	Biennium- to-Date Expenditures	Encumbrances (from B102)	Total Expenditures & Encumbrances	Unencumbered Balance	Projected Biennial Expenditures	Projected Biennial Funding Variance
	0100							
	0101 Administration							
Personal Services								
0103	Salaries	1,961,022.00	162,724.34	-	162,724.34	1,798,297.66	1,952,692.08	8,329.92
0105	Benefits	858,692.00	54,550.05	-	54,550.05	804,141.95	824,550.05	34,141.95
0100	Series Total	2,819,714.00	217,274.39	-	217,274.39	2,602,439.61	2,777,242.13	42,471.87
Supportive Services								
0202	Equipment Repairs & Maintenance	500.00	-	-	-	500.00	-	500.00
0203	Utilities	2,275.00	82.18	-	82.18	2,192.82	986.16	1,288.84
0204	Freight and Postage	1,822.00	68.71	-	68.71	1,753.29	824.52	997.48
0207	Dues/Registration	51,563.00	6,983.00	-	6,983.00	44,580.00	83,796.00	(32,233.00)
0208	Advertising & Promotion	1,000.00	142.00	-	142.00	858.00	1,704.00	(704.00)
0221	In-State Travel	26,654.00	242.00	-	242.00	26,412.00	2,904.00	23,750.00
0222	Out-of-State Travel	20,735.00	1,256.14	-	1,256.14	19,478.86	15,073.68	5,661.32
0227	Commission Travel Reimb-Out-of-State	10,000.00	-	-	-	10,000.00	-	10,000.00
0228	Commission Travel Reimb-In-State	30,000.00	-	-	-	30,000.00	-	30,000.00
0230	Supplies & Products	6,000.00	59.44	-	59.44	5,940.56	713.28	5,286.72
0231	Office Supplies, Printing & Reproduction	5,350.00	43.20	-	43.20	5,306.80	518.40	4,831.60
0240	Intangible Assets (software/licenses)	10,350.00	-	-	-	10,350.00	-	10,350.00
0242	Data Processing Equipment	12,637.00	-	-	-	12,637.00	-	12,637.00
0251	Real Property Rental	4,200.00	-	-	-	4,200.00	-	4,200.00
0252	Equipment Rental	7,513.00	176.24	-	176.24	7,336.76	2,114.88	5,398.12
0292	Maintenance Agreements	1,877,721.00	-	-	-	1,877,721.00	-	1,877,721.00
0200	Series Total	2,068,320.00	9,052.91	-	9,052.91	2,059,267.09	108,634.92	1,959,685.08
Central Services / Data Services								
0410	Central Services / Data	41,830.00	1,368.89	-	1,368.89	40,461.11	32,853.36	8,976.64
0420	Telecom	36,503.00	392.09	-	392.09	36,110.91	9,410.16	27,092.84
0400	Series Total	78,333.00	1,760.98	-	1,760.98	76,572.02	42,263.52	36,069.48
Contractual Services								
0901	Professional Services	117,851.00	-	-	-	117,851.00	-	117,851.00
0900	Series Total	117,851.00	-	-	-	117,851.00	-	117,851.00
Grand Total		5,084,218.00	228,088.28	-	228,088.28	4,856,129.72	2,928,140.57	2,156,077.43

Data Management and Analytical Reporting
Budget to Actual Statement
WYOMING COMMUNITY COLLEGE COMMISSION
For the Period Ending August 31, 2016

AORG EORG	0100 0106 Data Analytics	2015-2016 Budget	Biennium- to-Date Expenditures	Encumbrances (from B102)	Total Expenditures & Encumbrances	Unencumbered Balance	Projected Biennial Expenditures	Projected Biennial Funding Variance
Supportive Services								
0221	In-State Travel	10,000.00	1,955.92	-	1,955.92	8,044.08	23,471.04	(13,471.04)
0242	Data Processing Equipment	433,462.80	-	-	-	433,462.80	-	433,462.80
0292	Maintenance Agreements	50,000.00	-	-	-	50,000.00	-	50,000.00
0200	Series Total	493,462.80	1,955.92	-	1,955.92	491,506.88	23,471.04	469,991.76
Grant Payments								
0626	Grant Payments	25,000.00	8,845.18	-	8,845.18	16,154.82	106,142.16	(81,142.16)
0600	Series Total	25,000.00	8,845.18	-	8,845.18	16,154.82	106,142.16	(81,142.16)
Contractual Services								
0901	Professional Services	2,846,072.40	-	-	-	2,846,072.40	-	2,846,072.40
0900	Series Total	2,846,072.40	-	-	-	2,846,072.40	-	2,846,072.40
Grand Total		3,364,535.20	10,801.10	-	10,801.10	3,353,734.10	129,613.20	3,234,922.00

State Aid
Budget to Actual Statement
WYOMING COMMUNITY COLLEGE COMMISSION
For the Period Ending August 31, 2016

AORG	EORG	2017-2018 Budget	Biennium- to-Date Expenditures	Encumbrances (from B102)	Total Expenditures & Encumbrances	Unencumbered Balance	Projected Biennial Expenditures	Projected Biennial Funding Variance
0200	0201 State Aid							
Grant Payments								
0626	Grant Payments	146,739,438.00	23,904,122.10	-	23,904,122.10	122,835,315.90	146,739,438.00	-
0600	Series Total	146,739,438.00	23,904,122.10	-	23,904,122.10	122,835,315.90	146,739,438.00	-
	Grand Total	146,739,438.00	23,904,122.10	-	23,904,122.10	122,835,315.90	146,739,438.00	-

Grant Payments (0626) reflect the biennial expenditure schedule of 15/15/10/10/15/15/10/10

**Credit, Certificate and Degree Completion Component of State Aid
Budget to Actual Statement
WYOMING COMMUNITY COLLEGE COMMISSION
For the Period Ending August 31, 2016**

AORG EORG	0200 0209 Course Completion	2017-2018 Budget	Biennium- to-Date Expenditures	Encumbrances (from B102)	Total Expenditures & Encumbrances	Unencumbered Balance	Projected Biennial Expenditures	Projected Biennial Funding Variance
Grant Payments								
0626	Grant Payments	18,144,105.00	2,474,196.30	-	2,474,196.30	15,669,908.70	18,144,106.00	(1.00)
0600	Series Total	18,144,105.00	2,474,196.30	-	2,474,196.30	15,669,908.70	18,144,106.00	(1.00)
	Grand Total	18,144,105.00	2,474,196.30	-	2,474,196.30	15,669,908.70	18,144,106.00	(1.00)

Grant Payments (0626) reflect the biennial expenditure schedule of 15/15/10/10/15/15/10/10

Enrollment Growth
Budget to Actual Statement
 WYOMING COMMUNITY COLLEGE COMMISSION
 For the Period Ending August 31, 2016

AORG EORG	0200 0205 Enrollment Growth	2017-2018 Budget	Biennium- to-Date Expenditures	Encumbrances (from B102)	Total Expenditures & Encumbrances	Unencumbered Balance	Projected Biennial Expenditures	Projected Biennial Funding Variance
Grant Payments								
0626	Grant Payments	12,008,965.00	12,008,965.00	-	12,008,965.00	-	12,008,965.00	-
0600	Series Total	12,008,965.00	12,008,965.00	-	12,008,965.00	-	12,008,965.00	-
	Grand Total	12,008,965.00	12,008,965.00	-	12,008,965.00	-	12,008,965.00	-

Twenty-five percent of this appropriation is subject to distribution using credit completion.

Health Insurance
Budget to Actual Statement
WYOMING COMMUNITY COLLEGE COMMISSION
For the Period Ending August 31, 2016

AORG EORG	0200 0202 Health Insurance	2017-2018 Budget	Biennium- to-Date Expenditures	Encumbrances (from B102)	Total Expenditures & Encumbrances	Unencumbered Balance	Projected Biennial Expenditures	Projected Biennial Funding Variance
Grant Payments								
0626	Grant Payments	43,487,970.00	-	-	-	43,487,970.00	-	43,487,970.00
0600	Series Total	43,487,970.00	-	-	-	43,487,970.00	-	43,487,970.00
	Grand Total	43,487,970.00	-	-	-	43,487,970.00	-	43,487,970.00

Grant Payments (0626) reflect quarterly reimbursement requests from the colleges.

**Increased Retirement Contributions
Budget to Actual Statement
WYOMING COMMUNITY COLLEGE COMMISSION
For the Period Ending August 31, 2016**

AORG EORG	0200 0207 Retirement	2017-2018 Budget	Biennium- to-Date Expenditures	Encumbrances (from B102)	Total Expenditures & Encumbrances	Unencumbered Balance	Projected Biennial Expenditures	Projected Biennial Funding Variance
Grant Payments								
0626	Grant Payments	3,285,910.00	-	-	-	3,285,910.00	-	3,285,910.00
0600	Series Total	3,285,910.00	-	-	-	3,285,910.00	-	3,285,910.00
	Grand Total	3,285,910.00	-	-	-	3,285,910.00	-	3,285,910.00

Grant Payments (0626) reflect quarterly reimbursement requests from the colleges.

Libraries
Budget to Actual Statement
WYOMING COMMUNITY COLLEGE COMMISSION
For the Period Ending August 31, 2016

AORG	0200		2017-2018	Biennium-	Encumbrances	Total	Unencumbered	Projected	Projected
EORG	0204 Library Funding		Budget	to-Date	(from B102)	Expenditures &	Balance	Biennial	Biennial
				Expenditures		Encumbrances		Expenditures	Funding
									Variance
Grant Payments									
0626	Grant Payments		2,015,659.00	473,424.73	-	473,424.73	1,542,234.27	2,015,659.00	-
0600	Series Total		2,015,659.00	473,424.73	-	473,424.73	1,542,234.27	2,015,659.00	-
	Grand Total		2,015,659.00	473,424.73	-	473,424.73	1,542,234.27	2,015,659.00	-

Contract subscriptions for the libraries renew at various times throughout the biennium.

**Contingency Reserve
Budget to Actual Statement
WYOMING COMMUNITY COLLEGE COMMISSION
For the Period Ending August 31, 2016**

AORG	EORG		2017-2018 Budget	Biennium- to-Date Expenditures	Encumbrances (from B102)	Total Expenditures & Encumbrances	Unencumbered Balance	Projected Biennial Expenditures	Projected Biennial Funding Variance
	0300								
	0301	Contingency Reserve							
Grant Payments									
0626		Grant Payments	3,200,000.00	-	-	-	3,200,000.00	1,600,000.00	1,600,000.00
0600		Series Total	3,200,000.00	-	-	-	3,200,000.00	1,600,000.00	1,600,000.00
		Grand Total	3,200,000.00	-	-	-	3,200,000.00	1,600,000.00	1,600,000.00

Dependent upon receipt of federal coal lease bonus funds, annual payments of \$1.6 million are typically made in October.

We expect to receive only \$1.6 million, or less, of this funding in 2017-2018.

Adult Education
Budget to Actual Statement
WYOMING COMMUNITY COLLEGE COMMISSION
For the Period Ending August 31, 2016

AORG EORG	0900 0901 ABE (Master Account)	2017-2018 Budget	Biennium- to-Date Expenditures	Encumbrances (from B102)	Total Expenditures & Encumbrances	Unencumbered Balance	Projected Biennial Expenditures	Projected Biennial Funding Variance
Personal Services								
0103	Salaries	63,258.00	10,320.00	-	10,320.00	52,938.00	61,920.00	1,338.00
0105	Benefits	19,242.00	3,271.72	-	3,271.72	15,970.28	19,630.32	(388.32)
0100	Series Total	82,500.00	13,591.72	-	13,591.72	68,908.28	81,550.32	949.68
Supportive Services								
0202	Equipment Repairs & Maintenance	232.00	-	-	-	232.00	-	232.00
0204	Freight and Postage	779.00	11.70	-	11.70	767.30	140.40	638.60
0207	Dues / Registration	4,971.00	1,575.00	-	1,575.00	3,396.00	18,900.00	(13,929.00)
0221	In-State Travel	1,655.00	-	-	-	1,655.00	-	1,655.00
0222	Out-of-State Travel	10,251.00	1,758.83	-	1,758.83	8,492.17	21,105.96	(10,854.96)
0231	Office Supplies, Printing & Reproduction	3,920.00	72.17	-	72.17	3,847.83	866.04	3,053.96
0236	Educational & Recreational Supplies	2,450.00	-	-	-	2,450.00	-	2,450.00
0252	Equipment Rental	753.00	-	-	-	753.00	-	753.00
0200	Series Total	25,011.00	3,417.70	-	3,417.70	21,593.30	41,012.40	(16,001.40)
Restrictive Costs or Services								
0301	Cost Allocation	-	-	-	-	-	-	-
0300	Series Total	-	-	-	-	-	-	-
Central Services / Data Services								
0410	Central Services / Data	-	-	-	-	-	-	-
0420	Telecom	1,681.00	41.99	-	41.99	1,639.01	1,007.76	673.24
0400	Series Total	1,681.00	41.99	-	41.99	1,639.01	1,007.76	673.24
Grant Payments								
0626	Grant Payments	1,698,969.66	-	-	-	1,698,969.66	-	1,698,969.66
0600	Series Total	1,698,969.66	-	-	-	1,698,969.66	-	1,698,969.66
Contractual Services								
0901	Professional Services	31,616.00	-	-	-	31,616.00	-	31,616.00
0900	Series Total	31,616.00	-	-	-	31,616.00	-	31,616.00
Grand Total		1,839,777.66	17,051.41	-	17,051.41	1,822,726.25	123,570.48	1,716,207.18

Reduced 0626 to create 971E, 971L and 971P

Reduced 0626 to create 981E, 981P and 981S

Reduced 0103 and 0105 to create 981A

Adult Education
Budget to Actual Statement
WYOMING COMMUNITY COLLEGE COMMISSION
For the Period Ending August 31, 2016

AORG	EORG	0900 971E, 971L & 971P (FY16)	FGA2015 07/15-09/17 FY16 Budget	Year- to-Date Expenditures	Encumbrances (from B102)	Total Expenditures & Encumbrances	Unencumbered Balance	Projected Annual Expenditures	Projected Annual Funding Variance
Grant Payments - Programmatic									
	971E-0626	Grant Payments - Federal (EL Civics)	18,543.86	6,701.21	-	6,701.21	11,842.65	18,543.86	-
	971P-0626	Grant Payments - Federal	331,957.98	219,619.67	-	219,619.67	112,338.31	331,957.98	-
	0600	Series Total	350,501.84	226,320.88	-	226,320.88	124,180.96	350,501.84	-
Supportive & Contractual Services - Leadership									
	971L-0901	Professional Services - Federal	14,376.45	14,376.45	-	14,376.45	-	14,376.45	-
	0900	Series Total	14,376.45	14,376.45	-	14,376.45	-	14,376.45	-
		Total State (FY16 award)	-	-	-	-	-	-	-
		Total Federal (FY16 award)	364,878.29	240,697.33	-	240,697.33	124,180.96	364,878.29	-
		Grand Total (FY16 awards)	364,878.29	240,697.33	-	240,697.33	124,180.96	364,878.29	-

As FY17 programmatic funding was set up in WOLFS, the carryover appropriations were transferred from 2015-2016 to the sub-accounts shown on this page:

- 971E reflects the federal allowance for EL Civics expenditures;
- 971L reflects the federal allowance for leadership expenditures; and
- 971P reflects the federal allowance for programmatic expenditures.

Adult Education
Budget to Actual Statement
WYOMING COMMUNITY COLLEGE COMMISSION
For the Period Ending August 31, 2016

AORG	0900	FGA2016 07/16-09/18	Year- to-Date	Encumbrances (from B102)	Total Expenditures & Encumbrances	Unencumbered Balance	Projected Annual Expenditures	Projected Annual Funding Variance
EORG	981A, 981E, 981L, 981P & 981S (FY17)	FY17 Budget	Expenditures					
Personal Services - Administration								
981A-0103	Salaries - Federal	56,088.00	-	-	-	56,088.00	-	56,088.00
981A-0105	Benefits - Federal	28,912.00	-	-	-	28,912.00	-	28,912.00
981A-0301	Cost Allocation - Federal	-	-	-	-	-	-	-
0100 & 0300 Series Total		85,000.00	-	-	-	85,000.00	-	85,000.00
Grant Payments - Programmatic								
981E-0626	Grant Payments - Federal (EL Civics)	60,000.00	-	-	-	60,000.00	-	60,000.00
981P-0626	Grant Payments - Federal	636,381.08	-	-	-	636,381.08	-	636,381.08
981S-0626	Grant Payments - State	1,031,415.05	-	-	-	1,031,415.05	-	1,031,415.05
0600 Series Total		1,727,796.13	-	-	-	1,727,796.13	-	1,727,796.13
Supportive & Contractual Services - Leadership								
981L-0207	Dues / Registration - Federal	1,000.00	-	-	-	1,000.00	-	1,000.00
981L-0208	Advertising & Promotion - Federal	200.00	-	-	-	200.00	-	200.00
981L-0221	In-State Travel - Federal	2,500.00	-	-	-	2,500.00	-	2,500.00
981L-0222	Out-of-State Travel - Federal	4,100.00	-	-	-	4,100.00	-	4,100.00
981L-0231	Supplies, Printing & Reproduction - Federal	200.00	-	-	-	200.00	-	200.00
981L-0901	Professional Services - Federal	41,989.92	14,676.55	11,695.00	26,371.55	15,618.37	99,754.30	(57,764.38)
0200 & 0900 Series Total		49,989.92	14,676.55	11,695.00	26,371.55	23,618.37	99,754.30	(49,764.38)
Total State (FY17 award)		1,031,415.05	-	-	-	1,031,415.05	-	1,031,415.05
Total Federal (FY17 award)		831,371.00	14,676.55	11,695.00	26,371.55	804,999.45	99,754.30	731,616.70
Grand Total (FY17 awards)		1,862,786.05	14,676.55	11,695.00	26,371.55	1,836,414.50	99,754.30	1,763,031.75

As FY17 programmatic funding was set up in WOLFS, the necessary appropriations were transferred from the master account (0901) to the sub-accounts shown on this page:

981A reflects the federal allowance for administration expenditures;

981E reflects the federal allowance for EL Civics expenditures;

981L reflects the federal allowance for leadership expenditures;

981P reflects the federal allowance for programmatic expenditures; and

981S reflects the state programmatic award which complements the federal programmatic allowance.

**High School Equivalency Certificate
Budget to Actual Statement
WYOMING COMMUNITY COLLEGE COMMISSION
For the Period Ending August 31, 2016**

AORG	0900		2017-2018	Biennium-	Encumbrances	Total	Unencumbered	Projected	Projected
EORG	0902 HSEC		Budget	to-Date	(from B102)	Expenditures &	Balance	Biennial	Biennial
				Expenditures		Encumbrances		Expenditures	Funding
									Variance
Personal Services									
0103	Salaries		63,916.00	4,771.40	-	4,771.40	59,144.60	57,256.80	6,659.20
0105	Benefits		37,135.00	2,953.34	-	2,953.34	34,181.66	55,753.34	(18,618.34)
0100	Series Total		101,051.00	7,724.74	-	7,724.74	93,326.26	113,010.14	(11,959.14)
Supportive Services									
0204	Freight & Postage		1,000.00	-	-	-	1,000.00	-	1,000.00
0207	Dues / Registration		400.00	-	-	-	400.00	-	400.00
0221	In-State Travel		5,168.00	-	-	-	5,168.00	-	5,168.00
0222	Out-of-State Travel		3,326.00	-	-	-	3,326.00	-	3,326.00
0231	Office Supplies, Printing & Reproduction		2,094.00	-	-	-	2,094.00	-	2,094.00
0240	Intangible Assets (software/licenses)		-	-	-	-	-	-	-
0200	Series Total		11,988.00	-	-	-	11,988.00	-	11,988.00
Central Services / Data Services									
0420	Telecom		-	-	-	-	-	-	-
0400	Series Total		-	-	-	-	-	-	-
Contractual Services									
0901	Professional Services		6,214.00	-	-	-	6,214.00	-	6,214.00
0900	Series Total		6,214.00	-	-	-	6,214.00	-	6,214.00
Grand Total			119,253.00	7,724.74	-	7,724.74	111,528.26	113,010.14	6,242.86

WyIN Nursing Grant & Loan Program
Budget to Actual Statement
WYOMING COMMUNITY COLLEGE COMMISSION
For the Period Ending August 31, 2016

AORG	1000	BFY17	Biennium-	Encumbrances	Total	Unencumbered	Projected	Projected
EORG	1001 WYIN (Master Account)	2017-2018	to-Date	(from B102)	Expenditures &	Balance	Biennial	Biennial
	1001, 1111	Budget	Expenditures		Encumbrances		Expenditures	Funding
								Variance
Scholarships & Educational Assistance								
1111-0607	Groups 14 and 15 Undergrads	649,680.00	-	-	-	649,680.00	649,680.00	-
0600	Series Total	649,680.00	-	-	-	649,680.00	649,680.00	-
Contractual Services								
1001-0901	Professional Services	110,000.00	-	110,000.00	110,000.00	-	110,000.00	-
0900	Series Total	110,000.00	-	110,000.00	110,000.00	-	110,000.00	-
Grand Total		759,680.00	-	110,000.00	110,000.00	649,680.00	759,680.00	-

Scholarships & Educational Assistance (0607) reflect semester invoices; however, all obligations will be paid from the 2015-2016 carryover funds until that appropriation is exhausted.

AORG	1000	BFY15	Biennium-	Encumbrances	Total	Unencumbered	Projected	Projected
EORG	1001 WYIN (Master Account)	2015-2016	to-Date	(from B102)	Expenditures &	Balance	Biennial	Biennial
	1001, 1121, 1131	Budget	Expenditures		Encumbrances		Expenditures	Funding
								Variance
Scholarships & Educational Assistance								
1121-0607	Group 12 Undergrads	824,180.00	576,710.25	247,469.75	824,180.00	-	824,180.00	-
1131-0607	Group 13 Undergrads	824,180.00	-	824,180.00	824,180.00	-	824,180.00	-
0600	Series Total	1,648,360.00	576,710.25	1,071,649.75	1,648,360.00	-	1,648,360.00	-
Contractual Services								
1001-0901	Professional Services	230,280.00	176,568.00	53,712.00	230,280.00	-	230,280.00	-
0900	Series Total	230,280.00	176,568.00	53,712.00	230,280.00	-	230,280.00	-
Grand Total		1,878,640.00	753,278.25	1,125,361.75	1,878,640.00	-	1,878,640.00	-

**ADN & LPN Teaching Faculty
Budget to Actual Statement
WYOMING COMMUNITY COLLEGE COMMISSION
For the Period Ending August 31, 2016**

AORG 1000 EORG 1003 Nursing Faculty (ADN/LPN)		BFY17 2017-2018 Budget	Biennium- to-Date Expenditures	Encumbrances (from B102)	Total Expenditures & Encumbrances	Unencumbered Balance	Projected Biennial Expenditures	Projected Biennial Funding Variance
Grant Payments								
0626	Grant Payments	3,632,967.00	-	-	-	3,632,967.00	3,632,967.00	-
0600	Series Total	3,632,967.00	-	-	-	3,632,967.00	3,632,967.00	-
	Grand Total	3,632,967.00	-	-	-	3,632,967.00	3,632,967.00	-

AORG 1000 EORG 1003 Nursing Faculty (ADN/LPN)		BFY15 2015-2016 Budget	Biennium- to-Date Expenditures	Encumbrances (from B102)	Total Expenditures & Encumbrances	Unencumbered Balance	Projected Biennial Expenditures	Projected Biennial Funding Variance
Grant Payments								
0626	Grant Payments	3,632,967.00	2,656,867.67	976,099.33	3,632,967.00	-	3,632,967.00	-
0600	Series Total	3,632,967.00	2,656,867.67	976,099.33	3,632,967.00	-	3,632,967.00	-
	Grand Total	3,632,967.00	2,656,867.67	976,099.33	3,632,967.00	-	3,632,967.00	-

Teacher Shortage Loan Repayment Program
Budget to Actual Statement
WYOMING COMMUNITY COLLEGE COMMISSION
For the Period Ending August 31, 2016

AORG	2000	BFY13	Biennium-	Encumbrances	Total	Unencumbered	Projected	Projected
EORG	2001 TSLRP (Master Account)	2013-2014	to-Date	(from B102)	Expenditures &	Balance	Biennial	Biennial
	2091	Budget	Expenditures		Encumbrances		Expenditures	Funding
								Variance
Scholarships & Educational Assistance								
2091-0901	Loan Servicing Fees for BFY15	30,000.00	25,466.00	4,534.00	30,000.00	-	35,000.00	(5,000.00)
0900	Series Total	30,000.00	25,466.00	4,534.00	30,000.00	-	35,000.00	(5,000.00)
	Grand Total	30,000.00	25,466.00	4,534.00	30,000.00	-	35,000.00	(5,000.00)

AORG	2000	BFY11	Biennium-	Encumbrances	Total	Unencumbered	Projected	Projected
EORG	2001 TSLRP (Master Account)	2011-2012	to-Date	(from B102)	Expenditures &	Balance	Biennial	Biennial
	2061, 2071	Budget	Expenditures		Encumbrances		Expenditures	Funding
								Variance
Scholarships & Educational Assistance								
2061-0607	Group 6 Scholarships & Grants	280,000.00	158,329.20	121,670.80	280,000.00	-	280,000.00	-
2071-0607	Group 7 Scholarships & Grants	60,000.00	-	60,000.00	60,000.00	-	10,000.00	50,000.00
0600	Series Total	340,000.00	158,329.20	181,670.80	340,000.00	-	290,000.00	50,000.00
	Grand Total	340,000.00	158,329.20	181,670.80	340,000.00	-	290,000.00	50,000.00

Scholarships & Educational Assistance (0607) reflect semester invoices; however, with the exception of loan servicing fees, all obligations will be paid from the 2011-2012 carryover funds.

This program sunsetted June 30, 2016. In January 2016, a total of \$750,000 was reverted from Units 2071, 2081 and 2091.

Wyoming Adjunct Professor Loan Repayment Program
Budget to Actual Statement
 WYOMING COMMUNITY COLLEGE COMMISSION
 For the Period Ending August 31, 2016

AORG	2000 (Fund 009)	BFY17	Biennium-	Encumbrances	Total	Unencumbered	Projected	Projected
EORG	2500 WAPLR	2017-2018	to-Date	(from B102)	Expenditures &	Balance	Biennial	Biennial
		Budget	Expenditures		Encumbrances		Expenditures	Funding
								Variance
Scholarships & Educational Assistance								
2500-0607	Groups 5 and 6 Scholarships & Grants	95,000.00	-	-	-	95,000.00	-	95,000.00
0600	Series Total	95,000.00	-	-	-	95,000.00	-	95,000.00
	Grand Total	95,000.00	-	-	-	95,000.00	-	95,000.00

The 2017-2018 appropriation was received without any funding for loan processing fees payable to Align.

AORG	2000 (Fund 009)	BFY15	Biennium-	Encumbrances	Total	Unencumbered	Projected	Projected
EORG	2500 WAPLR	2015-2016	to-Date	(from B102)	Expenditures &	Balance	Biennial	Biennial
	2503	Budget	Expenditures		Encumbrances		Expenditures	Funding
								Variance
Contractual Services								
2500-0901	Professional Services	15,000.00	2,646.00	12,354.00	15,000.00	-	15,000.00	-
0900	Series Total	15,000.00	2,646.00	12,354.00	15,000.00	-	15,000.00	-
Scholarships & Educational Assistance								
2503-0607	Groups 3 and 4 Scholarships & Grants	150,000.00	20,980.24	129,019.76	150,000.00	-	130,000.00	20,000.00
0600	Series Total	150,000.00	20,980.24	129,019.76	150,000.00	-	130,000.00	20,000.00
	Grand Total	165,000.00	23,626.24	141,373.76	165,000.00	-	145,000.00	20,000.00

Scholarships & Educational Assistance (0607) reflect the total signed agreements that have been submitted for funding.

**Veterans Tuition Waiver Program
Budget to Actual Statement
WYOMING COMMUNITY COLLEGE COMMISSION
For the Period Ending August 31, 2016**

AORG	1500		2017-2018	Biennium-	Encumbrances	Total	Unencumbered	Projected	Projected
EORG	1501 Veterans Tuition		Budget	to-Date	(from B102)	Expenditures &	Balance	Biennial	Biennial
				Expenditures		Encumbrances		Expenditures	Funding
									Variance
Scholarships & Educational Assistance									
0607	Scholarships & Grants Paid to Institutions	600,000.00	-	-	-	600,000.00	600,000.00	-	-
0600	Series Total	600,000.00	-	-	-	600,000.00	600,000.00	-	-
	Grand Total	600,000.00	-	-	-	600,000.00	600,000.00	-	-

Scholarships & Grants Paid to Institutions (0607) reflect semi-annual (i.e., semester) invoices, typically received in October and March of each year.

Following elimination of this program, the Governor restored \$300,000 of funding for the Fall 2016 semester, as well as the Spring 2017 semester.

**Wyoming Public Television
Budget to Actual Statement
WYOMING COMMUNITY COLLEGE COMMISSION
For the Period Ending August 31, 2016**

AORG EORG	3000 3001 WPTV	2017-2018 Budget	Biennium- to-Date Expenditures	Encumbrances (from B102)	Total Expenditures & Encumbrances	Unencumbered Balance	Projected Biennial Expenditures	Projected Biennial Funding Variance
Grant Payments								
0626	Grant Payments - State Aid	3,373,719.00	559,837.05	-	559,837.05	2,813,881.95	3,373,719.00	-
0626	Grant Payments - Retirement	73,367.00	-	-	-	73,367.00	-	73,367.00
0600	Series Total	3,447,086.00	559,837.05	-	559,837.05	2,887,248.95	3,373,719.00	73,367.00
	Grand Total	3,447,086.00	559,837.05	-	559,837.05	2,887,248.95	3,373,719.00	73,367.00

Grant Payments - State Aid (0626) reflect the biennial expenditure schedule of 15/15/10/10/15/15/10/10.

AORG EORG	3000 3005 WPTV Endowment Interest	2017-2018 Budget	Biennium- to-Date Expenditures	Encumbrances (from B102)	Total Expenditures & Encumbrances	Unencumbered Balance	Projected Biennial Expenditures	Projected Biennial Funding Variance
Grant Payments								
0626	Grant Payments	110,000.00	-	-	-	110,000.00	-	110,000.00
0600	Series Total	110,000.00	-	-	-	110,000.00	-	110,000.00
	Grand Total	110,000.00	-	-	-	110,000.00	-	110,000.00

AORG EORG	3000 3003 WPTV Council	2017-2018 Budget	Biennium- to-Date Expenditures	Encumbrances (from B102)	Total Expenditures & Encumbrances	Unencumbered Balance	Projected Biennial Expenditures	Projected Biennial Funding Variance
Grant Payments								
0626	Grant Payments	7,252.00	-	-	-	7,252.00	-	7,252.00
0600	Series Total	7,252.00	-	-	-	7,252.00	-	7,252.00
	Grand Total	7,252.00	-	-	-	7,252.00	-	7,252.00

TAB 3

Wyoming Community College Commission

Commissioners

Mr. Larry Atwell, Cheyenne
Ms. Charlene Bodine, Sheridan
Mr. Bruce Brown, Devils Tower
Ms. Katherine Dooley, Powell
Ms. Sherri Lovercheck, LaGrange
Ms. Sandra Meyer, Evanston
Ms. Wendy Sweeny, Worland

Ex-officios

Governor Matt Mead
State Superintendent Jillian Barlow
Executive Director
James O. Rose
Phone: 307-777-7763
Fax: 307-777-6567
www.communitycolleges.wy.edu

2300 Capitol Avenue, 5th Floor -Suite B, Cheyenne, Wyoming 82002



WYOMING
COMMUNITY COLLEGES

Wyoming Community College System
Spring 2016
Enrollment Report

DRAFT

Casper College ~ Central Wyoming College ~ Eastern Wyoming College
Laramie County Community College ~ Northwest College
Northern Wyoming Community College District
Western Wyoming Community College

Wyoming Community College System Spring 2016 Enrollment Report

This report provides a look at the Spring 2016 term's enrollment in categories such as student load, location and demographics of the community college student population. The content and format of this report have been developed through a collaborative effort between the Wyoming Community College Commission and the Data Governance Institutional Research Council members representing the seven community colleges. Most of the tables relay data that have been tracked by both of the aforementioned entities for over 15 years.

The enrollment reports continue to evolve as new data sets are needed to meet federal mandates, as well as to meet current requirements of the state and community colleges.

Pertinent information to keep in mind while reading this report includes the following:

- Data in this report represent student enrollment the day after 12% of each course had been completed.
- Student headcount in this report includes students who are enrolled for a letter grade, pass/fail designation as well as those who are auditing a course.
- Full-time designation is achieved by being enrolled in a minimum of twelve (12) credit hours in one semester.
- "Full-time equivalency means the number of approved academic or vocational-technical credit hours for each class for which students are enrolled divided by twelve (12)". W.S. 21-18-102 (a)(xii).
- "Duplicated headcount" means that within a survey or polling exercise of numerous programs and/or courses, a student may be counted more than once. WCCC Rules -2015
- "Unduplicated headcount" means that within a survey or polling exercise of numerous programs and/or courses, a student shall be counted only once. WCCC Rules -2015

For additional information and discussion regarding this report, please refer to the Wyoming Community Colleges Commission's meeting minutes for _____ located on the Wyoming Community College Commission's website at <http://communitycolleges.wy.edu/enrollment-statistics.aspx>

Wyoming Community College System Spring 2016 Enrollment Highlights

The following information is being provided to highlight significant changes and/or noteworthy data regarding enrollment for the spring 2016 semester. The spring 2015 semester was used to obtain the comparatives with the exception of table 8 that also lists spring 2014 semester data.

Table 1

Enrollment Change Spring 2015 to Spring 2016				
	Credit Headcount		Credit FTE	
	Full-time	Part-time	Full-time	Part-time
Casper	53	-121	55.00	-40.81
Central	29	-9	39.13	17.95
Eastern	-60	-99	-92.96	-4.75
LCCC	-58	-16	-68.75	-2.59
Northwest	-56	64	-74.50	24.04
NWCCD	58	-173	-65.96	-11.54
Western	46	-160	91.05	-32.79
Total	12	-514	-116.99	-50.49

Table 3

Credit Headcount Change by Location								
	Casper	Central	Eastern	LCCC	Northwest	NWCCD	Western	Total
In-County	-76	17	-58	3	10	-48	45	-107
Out County	13	2	-91	-38	54	-45	-112	-217
Total In-State	-63	19	-149	-35	64	-93	-67	-324
Non Resident	-5	2	-19	-28	-44	-32	223	97
International	0	-1	9	-11	-12	10	-270	-275
Total	-68	20	-159	-74	8	-115	-114	-502

Table 5

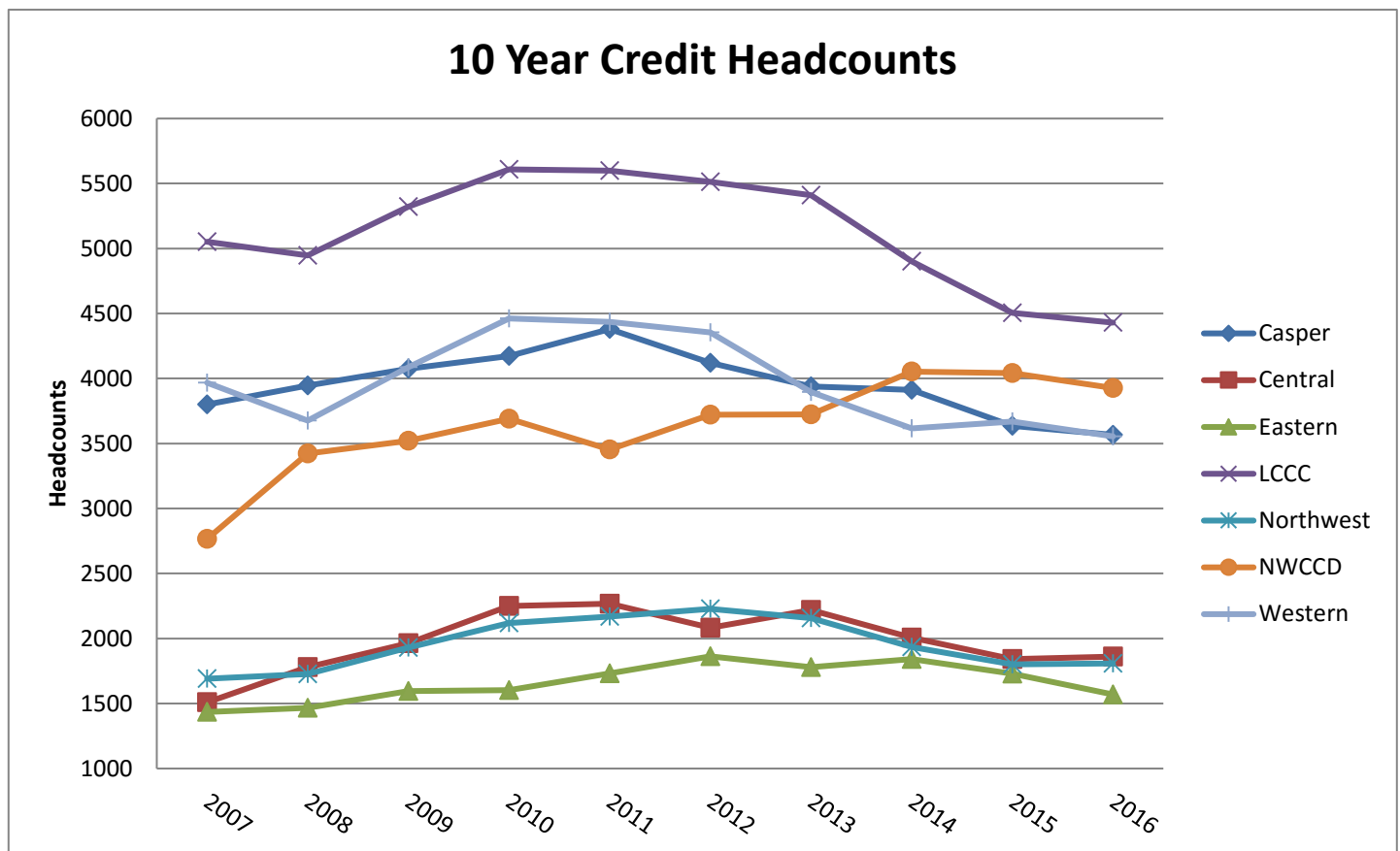
Top Ten Credit Hour Enrollments				
	Spring 2015		Spring 2016	
	Credit Hours	% of Total Enrolled	Credit Hours	% of Total Enrolled
First	3	16.22%	3	15.80%
Second	1	8.15%	4	7.67%
Third	4	7.46%	1	6.98%
Fourth	<1	6.88%	<1	6.93%
Fifth	12	6.77%	13	6.35%
Sixth	6	6.07%	12	6.24%
Seventh	13	5.90%	6	6.13%
Eighth	14	4.34%	7	4.56%
Ninth	15	4.05%	14	4.51%
Tenth	2	3.94%	15	4.30%

Wyoming Community College System Spring 2016 Enrollment Highlights

Table 8

FTE Enrollment by Level of Instruction						
	Spring 2014		Spring 2015		Spring 2016	
Level 1	6790.46	44.93%	6301.67	44.89%	6316.83	45.11%
Level 2	4706.62	31.14%	4271.75	30.43%	4240.09	30.28%
Level 3	3615.62	23.92%	3462.78	24.67%	3444.84	24.60%
Total	15112.70	100.00%	14036.20	100.00%	14001.76	100.00%

Table 9



Wyoming Community College System Spring 2016 Enrollment Highlights

Table 12

Continuing Education						
	2015 Duplicated	2016 Duplicated	Headcount Change	2015 Unduplicated	2016 Unduplicated	Headcount Change
Casper	546	540	-6	492	460	-32
Central	141	84	-57	117	51	-66
Eastern	363	436	73	335	370	35
LCCC	1773	1482	-291	972	918	-54
Northwest	564	651	87	434	473	39
NWCCD	952	767	-185	804	591	-213
Western	1118	725	-393	915	606	-309

Community Service Course Enrollment						
	2015 Duplicated	2016 Duplicated	Headcount Change	2015 Unduplicated	2016 Unduplicated	Headcount Change
Casper	1514	2062	548	743	857	114
Central	1285	1178	-107	988	953	-45
Eastern	2904	2304	-600	2163	1730	-433
LCCC	1026	1021	-5	649	658	9
Northwest	219	0	-219	194	0	-194
NWCCD	66	342	276	51	312	261
Western	810	976	166	607	689	82

**Wyoming Community College System
Spring 2016 Enrollment Report**

Table 1

WYOMING COMMUNITY COLLEGE SYSTEM											
Enrollment Report											
College	Credit Headcount*					Credit FTE**					
	Full-time	Part-time	Total	Percent		Full-time	Part-time	Total	Percent		
Casper	1,519	2,048	3,567	17.2%		1,913.84	911.87	2,825.71	20.2%		
Central	579	1,282	1,861	9.0%		738.04	468.00	1,206.04	8.6%		
Eastern	456	1,114	1,570	7.6%		583.96	419.25	1,003.21	7.2%		
LCCC	1,624	2,806	4,430	21.4%		1,963.34	1,181.75	3,145.09	22.5%		
Northwest	865	944	1,809	8.7%		1,142.00	340.71	1,482.71	10.6%		
NWCCD	1,174	2,753	3,927	19.0%		1,446.76	711.92	2,158.68	15.4%		
Western	1,054	2,501	3,555	17.2%		1,385.42	794.42	2,179.84	15.6%		
Total	7,271	13,448	20,719			9,173.36	4,827.92	14,001.28			
Percent	35.1%	64.9%		100%		65.5%	34.5%		100%		

*These counts include on-campus, distance education, auditing, compressed video and telecourse students.
** FTE values may not be equal to tables 4, 7b, 8 & 10 due to rounding in the enrollment program
Source: Wyoming Community College Commission Date: 2016/07/07

Table 2

WYOMING COMMUNITY COLLEGE SYSTEM											
Credit Headcount* By Age											
College	<18	18-19	20-21	22-24	25-29	30-34	35-39	40-49	*50-59	*>60	Unknown
Casper	306	747	647	449	463	289	200	208	80	176	2
Central	268	431	212	143	219	176	93	126	103	90	0
Eastern	420	441	159	85	102	75	66	95	45	79	3
LCCC	549	932	752	605	541	337	212	220	147	130	5
Northwest	183	529	352	184	134	106	62	113	53	93	0
NWCCD	399	749	481	334	407	379	261	393	303	221	0
Western	639	812	384	257	331	287	258	265	188	122	12
System	2,764	4,641	2,987	2,057	2,197	1,649	1,152	1,420	919	911	22
Percent											
Average Age											
	Casper	Central	EWC	LCCC	Northwest	NWCCD	Western				
Men	28.06	28.67	26.84	26.52	24.95	33.69	29.26				
Women	27.45	28.36	25.30	26.42	28.04	27.18	26.30				
Part-time	25.37	29.93	27.21	27.33	30.64	34.03	29.55				
Full-time	20.79	25.31	22.83	24.97	22.63	23.37	23.63				

*These counts include on-campus, distance education, auditing, compressed video and telecourse students.
Source: Wyoming Community College Commission Date: 2016/07/07

**Wyoming Community College System
Spring 2016 Enrollment Report**

Table 3

WYOMING COMMUNITY COLLEGE SYSTEM								Credit Headcount* by County			
County	Casper	Central	Eastern	LCCC	Northwest	NWCCD	Western	County Total	County Percent* In-state Enrollment	County Pop.**	Credit Students as % of Pop.
Albany	24	7	13	708	7	9	15	783	4.31%	36,299	2.16%
Big Horn	26	5	4	11	366	26	4	442	2.43%	11,668	3.79%
Campbell	79	15	25	36	11	1,723	4	1,893	10.42%	46,133	4.10%
Carbon	44	36	4	28	5	11	212	340	1.87%	15,885	2.14%
Converse	141	8	314	17	4	42	1	527	2.90%	13,833	3.81%
Crook	16	4	130	5	10	90	0	255	1.40%	7,083	3.60%
Fremont	74	1,036	11	30	22	18	17	1,208	6.65%	40,123	3.01%
Goshen	20	7	423	30	2	7	0	489	2.69%	13,249	3.69%
Hot Springs	19	73	3	7	7	11	3	123	0.68%	4,812	2.56%
Johnson	12	3	5	5	6	162	3	196	1.08%	8,569	2.29%
Laramie	82	12	51	2,798	9	21	14	2,987	16.44%	91,738	3.26%
Lincoln	18	27	2	21	8	6	321	403	2.22%	18,106	2.23%
Natrona	2,415	26	16	27	5	36	15	2,540	13.98%	75,450	3.37%
Niobrara	13	2	51	3	0	6	0	75	0.41%	2,484	3.02%
Park	41	10	6	13	816	38	4	928	5.11%	28,205	3.29%
Platte	49	6	117	43	2	14	1	232	1.28%	8,667	2.68%
Sheridan	38	11	4	13	9	1,055	7	1,137	6.26%	29,116	3.91%
Sublette	23	13	3	12	4	15	155	225	1.24%	10,247	2.20%
Sweetwater	28	12	5	22	14	22	1,896	1,999	11.00%	43,806	4.56%
Teton	25	184	3	12	6	10	10	250	1.38%	21,294	1.17%
Uinta	18	40	10	18	18	10	559	673	3.70%	21,118	3.19%
Washakie	32	16	4	7	92	43	6	200	1.10%	8,533	2.34%
Weston	19	3	182	6	3	54	0	267	1.47%	7,208	3.70%
In-County	2,415	1,036	423	2,798	816	1,055	1,896	10,439	** U.S. Census Bureau-2010 County Population	563,626	
Out County	841	520	963	1,074	610	2,374	1,351	7,733			
Total In-State	3,256	1,556	1,386	3,872	1,426	3,429	3,247	18,172			
***Non-Resident	291	285	172	518	327	466	261	2,320			
International	20	20	12	40	56	32	47	227	**http://2010.census.gov/2010census/data		
Total	3,567	1,861	1,570	4,430	1,809	3,927	3,555	20,719			
% In-County	67.70%	55.67%	26.94%	63.16%	45.11%	26.87%	53.33%	50.38%	% Percent of Total In-State Students to State Population	3.22%	
% Out County	23.58%	27.94%	61.34%	24.24%	33.72%	60.45%	38.00%	37.32%			
% In-State	91.28%	83.61%	88.28%	87.40%	78.83%	87.32%	91.34%	87.71%			
% Non-Res	8.16%	15.31%	10.96%	11.69%	18.08%	11.87%	7.34%	11.20%			
% International	0.56%	1.07%	0.76%	0.90%	3.10%	0.81%	1.32%	1.10%			
* These counts include on-campus, distance education, auditing , compressed video and telecourse students.											
*** Non Resident totals include "unspecified" students											
Source: Wyoming Community College Commission										Date: 2016/07/07	

**Wyoming Community College System
Spring 2016 Enrollment Report**

Table 4

WYOMING COMMUNITY COLLEGE SYSTEM								Credit FTE by County*
County	Casper	Central	Eastern	LCCC	Northwest	NWCCD	Western	County Total
Albany	17.08	6.75	11.50	459.08	6.33	4.79	7.08	512.61
Big Horn	25.94	2.83	2.83	10.17	271.38	19.92	3.50	336.57
Campbell	68.50	8.75	16.42	27.00	11.21	721.58	0.79	854.25
Carbon	49.63	24.21	5.75	24.50	5.88	10.25	105.96	226.18
Converse	123.36	5.92	177.08	14.67	1.58	14.92	0.25	337.78
Crook	17.42	2.75	61.67	4.17	11.50	35.33	0.00	132.84
Fremont	67.01	644.38	9.33	20.83	26.42	16.58	7.29	791.84
Goshen	17.44	1.67	234.08	22.25	2.54	7.67	0.00	285.65
Hot Springs	23.15	41.08	4.00	6.00	5.67	11.46	3.13	94.49
Johnson	10.75	1.08	4.17	3.25	5.08	113.63	0.58	138.54
Laramie	60.82	7.67	48.42	1,879.83	11.75	16.88	10.50	2,035.87
Lincoln	14.25	12.71	1.42	16.33	9.67	6.46	184.21	245.05
Natrona	1,753.75	18.17	14.08	17.00	6.17	25.88	6.67	1,841.72
Niobrara	12.10	3.17	34.25	1.92	0.00	6.25	0.00	57.69
Park	38.54	8.38	4.50	8.42	538.58	23.50	1.42	623.34
Platte	44.81	6.83	46.00	38.83	3.08	10.67	0.33	150.55
Sheridan	32.81	4.42	3.75	11.25	9.13	603.88	2.42	667.66
Sublette	24.28	14.00	3.17	8.33	6.08	15.04	78.75	149.65
Sweetwater	21.36	10.33	7.17	19.25	9.58	11.88	1,132.08	1,211.65
Teton	15.58	99.42	1.08	7.83	5.50	10.83	5.00	145.24
Uinta	14.58	22.75	10.67	15.42	12.38	9.04	329.96	414.80
Washakie	36.24	12.17	3.67	4.92	51.25	40.29	4.00	152.54
Weston	21.21	0.58	80.13	3.50	3.63	14.25	0.00	123.30
In-County	1,753.75	644.38	234.08	1,879.83	538.58	603.88	1,132.08	6,786.58
Out County	756.86	315.64	551.06	744.92	475.81	1,147.10	751.84	4,743.23
Total In-State	2,510.61	960.02	785.14	2,624.75	1,014.39	1,750.98	1,883.92	11,529.81
**Non-Resident	288.19	234.75	201.50	477.00	388.29	368.38	230.83	2,188.94
International	26.92	11.29	16.58	43.33	80.04	39.33	65.58	283.07
Total	2,825.72	1,206.06	1,003.22	3,145.08	1,482.72	2,158.69	2,180.33	14,001.82
% In-County	62.06%	53.43%	23.33%	59.77%	36.32%	27.97%	51.92%	48.47%
% Out County	26.78%	26.17%	54.93%	23.69%	32.09%	53.14%	34.48%	33.88%
% In-State	88.85%	79.60%	78.26%	83.46%	68.41%	81.11%	86.41%	82.35%
% Non-Resident	10.20%	19.46%	20.09%	15.17%	26.19%	17.06%	10.59%	15.63%
% International	0.95%	0.94%	1.65%	1.38%	5.40%	1.82%	3.01%	2.02%

* FTE values may not be equal to Table 1, 7b, 8 & 10 due to rounding in the enrollment program.

** Non Resident totals include "unspecified" students

Source: Wyoming Community College Commission

Date: 2016/07/07

**Wyoming Community College System
Spring 2016 Enrollment Report**

Table 5

WYOMING COMMUNITY COLLEGE SYSTEM								Headcount* by Credit Hours	
Credit Hours	Casper	Central	Eastern	LCCC	Northwest	NWCCD	Western	Total	Percent
<1	5	78	0	0	33	965	354	1,435	6.93%
1	151	85	206	135	124	369	377	1,447	6.98%
2	108	77	72	270	43	74	85	729	3.52%
3	313	409	232	822	268	561	669	3,274	15.80%
4	344	187	138	346	153	160	261	1,589	7.67%
5	236	29	71	70	47	32	44	529	2.55%
6	264	153	116	320	68	120	229	1,270	6.13%
7	168	77	93	265	71	111	159	944	4.56%
8	123	36	44	93	30	59	76	461	2.23%
9	124	65	69	196	41	88	127	710	3.43%
10	144	62	45	156	39	157	87	690	3.33%
11	68	24	28	133	27	57	33	370	1.79%
12	279	123	78	381	99	180	153	1,293	6.24%
13	279	82	41	411	129	227	147	1,316	6.35%
14	209	76	59	206	100	194	90	934	4.51%
15	193	65	69	151	102	180	130	890	4.30%
16	154	67	62	194	122	127	160	886	4.28%
17	118	46	40	90	78	132	113	617	2.98%
18	100	31	69	72	73	75	93	513	2.48%
19	75	23	17	54	69	21	53	312	1.51%
20	38	31	8	18	48	15	42	200	0.97%
21	18	10	7	6	16	13	29	99	0.48%
22	21	8	5	10	21	5	18	88	0.42%
>22	35	17	1	31	8	5	26	123	0.59%
Total	3,567	1,861	1,570	4,430	1,809	3,927	3,555	20,719	100%

*These counts include on-campus, distance education, auditing, compressed video and telecourse students.

Source: Wyoming Community College Commission Date: 2016/07/07

Table 6

WYOMING COMMUNITY COLLEGE SYSTEM								Headcount* by Gender	
Gender	Casper	Central	Eastern	LCCC	Northwest	NWCCD	Western	Total	Percent
Women	2,031	1,052	913	2,667	1,089	1,720	1,788	11,260	54.35%
Men	1,536	809	657	1,763	720	2,207	1,767	9,459	45.65%
Total	3,567	1,861	1,570	4,430	1,809	3,927	3,555	20,719	100%

*These counts include on-campus, distance education, auditing, compressed video and telecourse students.

Source: Wyoming Community College Commission Date: 2016/07/07

**Wyoming Community College System
Spring 2016 Enrollment Report**

Table 7

WYOMING COMMUNITY COLLEGE SYSTEM													Credit Headcount* by Program of Study
College	Full-Time				Part-Time				Total			Grand Total	
	Acad	Occup	Undec	Total	Acad	Occup	Undec	Total	Acad	Occup	Undec		
Casper	1,105	371	43	1,519	512	254	1,282	2,048	1,617	625	1,325	3,567	
Central	350	216	13	579	235	221	826	1,282	585	437	839	1,861	
Eastern	211	154	91	456	129	94	891	1,114	340	248	982	1,570	
LCCC	1,093	503	28	1,624	910	287	1,609	2,806	2,003	790	1,637	4,430	
Northwest	615	225	25	865	237	63	644	944	852	288	669	1,809	
NWCCD	751	386	37	1,174	455	1,430	868	2,753	1,206	1,816	905	3,927	
Western	681	342	31	1,054	359	280	1,862	2,501	1,040	622	1,893	3,555	
Total	4,806	2,197	268	7,271	2,837	2,629	7,982	13,448	7,643	4,826	8,250	20,719	
Percent	66.10%	30.22%	3.69%		21.10%	19.55%	59.35%		36.89%	23.29%	39.82%		
Full-time/Part-time Percent				35.09%				64.91%					

*These counts include on-campus, distance education, auditing, compressed video and telecourse students.

Source: Wyoming Community College Commission Date: 2016/07/07

Table 7b

WYOMING COMMUNITY COLLEGE SYSTEM													FTE* by Program of Study
College	Full-Time				Part-Time				Total			Grand Total	
	Acad	Occup	Undec	Total	Acad	Occup	Undec	Total	Acad	Occup	Undec		
Casper	1,384.06	480.53	49.26	1,913.85	290.12	163.51	458.25	911.88	1,674.18	644.04	507.51	2,825.73	
Central	453.00	268.71	16.33	738.04	113.29	119.41	235.30	468.00	566.29	388.12	251.63	1,206.04	
Eastern	268.50	200.46	115.00	583.96	60.50	37.91	320.83	419.24	329.00	238.37	435.83	1,003.20	
LCCC	1,298.59	632.00	32.75	1,963.34	510.17	178.91	492.67	1,181.75	1,808.76	810.91	525.42	3,145.09	
Northwest	813.17	299.71	29.12	1,142.00	108.29	34.71	197.71	340.71	921.46	334.42	226.83	1,482.71	
NWCCD	910.83	492.42	43.50	1,446.75	275.34	184.83	251.75	711.92	1,186.17	677.25	295.25	2,158.67	
Western	894.79	455.46	35.67	1,385.92	165.75	150.92	477.75	794.42	1,060.54	606.38	513.42	2,180.34	
Total	6,022.94	2,829.29	321.63	9,173.86	1,523.46	870.20	2,434.26	4,827.92	7,546.40	3,699.49	2,755.89	14,001.78	
Percent	65.65%	30.84%	3.51%		31.56%	18.02%	50.42%		53.90%	26.42%	19.68%		
Full-time/Part-time Percent				65.52%				34.48%					

* FTE values may not be equal to Table 1, 4, 8 & 10 due to rounding in the enrollment program.

Source: Wyoming Community College Commission Date: 2016/07/07

**Wyoming Community College System
Spring 2016 Enrollment Report**

Table 8

WYOMING COMMUNITY COLLEGE SYSTEM							Level of Instruction
College	Full-Time Equivalency*						
	Level I		Level II		Level III		Total
Casper	1,176.25		853.67		795.80		2,825.72
Central	538.58		435.75		231.71		1,206.04
Eastern	413.17		360.25		229.79		1,003.21
LCCC	1,555.92		877.58		711.58		3,145.08
Northwest	659.00		497.79		325.92		1,482.71
NWCCD	911.83		616.63		630.21		2,158.67
Western	1,062.08		598.42		519.83		2,180.33
Total	6,316.83		4,240.09		3,444.84		14,001.76

* FTE values may not be equal to Table 1, 4, 7b & 10 due to rounding in enrollment program.
Source: Wyoming Community College Commission Date: 2016/07/07

Table 9

WYOMING COMMUNITY COLLEGE SYSTEM									Ten-Year History of Headcount
Spring Term	Casper	Central	Eastern	LCCC	Northwest	NWCCD	Western	Total	Percent Change
2006	4,052	1,488	1,349	4,943	1,671	2,809	3,927	20,239	N/A
2007	3,801	1,509	1,435	5,051	1,691	2,766	3,967	20,220	-0.09%
2008	3,945	1,779	1,466	4,948	1,727	3,422	3,676	20,963	3.67%
2009	4,076	1,964	1,597	5,322	1,931	3,521	4,086	22,497	7.32%
2010	4,173	2,250	1,603	5,609	2,120	3,691	4,462	23,908	6.27%
2011	4,380	2,268	1,731	5,600	2,170	3,453	4,437	24,039	0.55%
2012	4,120	2,084	1,863	5,512	2,228	3,722	4,355	23,884	-0.64%
2013	3,938	2,220	1,780	5,411	2,157	3,723	3,896	23,125	-3.18%
2014	3,912	2,006	1,842	4,901	1,936	4,053	3,617	22,267	-3.71%
2015	3,635	1,841	1,729	4,504	1,801	4,042	3,669	21,221	-4.70%
2016	3,567	1,861	1,570	4,430	1,809	3,927	3,555	20,719	-2.37%
10-Year Change	-11.97%	25.07%	16.38%	-10.38%	8.26%	39.80%	-9.47%	2.37%	
5-Year Change	-18.56%	-17.95%	-9.30%	-20.89%	-16.64%	13.73%	-19.88%	-13.81%	
1-Year Change	-1.87%	1.09%	-9.20%	-1.64%	0.44%	-2.85%	-3.11%	-2.37%	

Source: Wyoming Community College Commission Date: 2016/07/07

**Wyoming Community College System
Spring 2016 Enrollment Report**

Table 10

WYOMING COMMUNITY COLLEGE SYSTEM									
									Ten-Year History of FTE Enrollment*
Spring Term	Casper	Central	Eastern	LCCC	Northwest	NWCCD	Western	Total	Percent Change
2006	3,004.10	1,066.90	808.20	3,313.90	1,615.30	1,764.60	2,034.40	13,607.40	#DIV/0!
2007	2,934.10	1,064.30	853.60	3,491.50	1,621.60	1,649.90	1,973.20	13,588.20	-0.14%
2008	3,061.60	1,225.30	975.50	3,441.20	1,636.00	1,684.80	1,904.10	13,928.50	2.50%
2009	3,191.25	1,330.13	1,055.41	3,695.83	1,704.00	1,906.25	2,040.71	14,923.58	7.14%
2010	3,374.05	1,570.21	1,090.42	4,095.17	1,927.21	2,268.64	2,351.38	16,677.08	11.75%
2011	3,513.41	1,533.01	1,071.63	4,158.68	1,950.21	2,208.67	2,469.33	16,904.94	1.37%
2012	3,289.30	1,484.97	1,164.42	3,963.09	1,900.04	2,246.46	2,543.38	16,591.66	-1.85%
2013	3,131.48	1,442.30	1,145.71	3,876.42	1,808.88	2,185.71	2,390.80	15,981.30	-3.68%
2014	3,084.44	1,283.08	1,194.79	3,515.41	1,620.80	2,210.97	2,203.21	15,112.70	-5.44%
2015	2,810.90	1,148.96	1,100.92	3,216.42	1,533.17	2,104.25	2,121.58	14,036.20	-7.12%
2016	2,825.71	1,206.04	1,003.22	3,145.08	1,482.71	2,158.67	2,179.84	14,001.27	-0.25%
10-Year Change	-5.94%	13.04%	24.13%	-5.09%	-8.21%	22.33%	7.15%	2.89%	
5-Year Change	-19.57%	-21.33%	-6.38%	-24.37%	-23.97%	-2.26%	-11.72%	-17.18%	
1- Year Change	0.53%	4.97%	-8.87%	-2.22%	-3.29%	2.59%	2.75%	-0.25%	

* FTE values may not be equal to tables 1, 4, 7b & 8 due to rounding in the enrollment program.

Source: Wyoming Community College Commission Date: 2016/07/07

Table 11

WYOMING COMMUNITY COLLEGE SYSTEM									
									Credit Headcount* by Race/Ethnicity
Race/Ethnicity	Casper	Central	Eastern	LCCC	Northwest	NWCCD	Western	Race/Ethnicity	
								Total	Percent
Black or African American	48	25	10	127	8	32	45	295	1.42%
American Indian or Alaskan Native	21	179	19	57	12	59	20	367	1.77%
Asian	37	17	6	64	9	28	17	178	0.86%
Native Hawaiian or Pacific Islander	9	3	3	17	3	4	1	40	0.19%
Hispanic of any Race	180	156	105	491	155	223	389	1,699	8.20%
White	3,066	1,386	1,402	3,485	1,534	3,459	2,916	17,248	83.25%
Two or More Races	70	46	13	21	31	87	74	342	1.65%
International	21	1	12	39	56	34	91	254	1.23%
Unknown	115	48	0	129	1	1	2	296	1.43%
Total	3,567	1,861	1,570	4,430	1,809	3,927	3,555	20,719	100.00%

These counts include on-campus, distance education, auditing, compressed video and telecourse students.

Source: Wyoming Community College Commission Date: 2016/07/07

**Wyoming Community College System
Spring 2016 Enrollment Report**

Table 12

WYOMING COMMUNITY COLLEGE SYSTEM							Scope of Non-Credit Service		
College	Continuing Education Course Enrollment			Community Service Course Enrollment			Total Non-Credit Enrollment		
	Duplicated Headcount	Unduplicated Headcount	Percent Unduplicated	Duplicated Headcount	Unduplicated Headcount	Percent Unduplicated	Duplicated Headcount	Unduplicated Headcount	Percent Unduplicated
Casper	540	460	13.26%	2,062	857	16.48%	2,602	1,301	15.21%
Central	84	51	1.47%	1,178	953	18.33%	1,262	1,001	11.71%
Eastern	436	370	10.67%	2,304	1,730	33.28%	2,740	2,062	24.11%
LCCC	1,482	918	26.46%	1,021	658	12.66%	2,503	1,562	18.27%
Northwest	651	473	13.64%	0	0	0.00%	651	473	5.53%
NWCCD	767	591	17.04%	342	312	6.00%	1,109	898	10.50%
Western*	725	606	17.47%	976	689	13.25%	1,701	1,254	14.66%
Total	4,685	3,469		7,883	5,199		12,568	8,551	100%

* Non BOCES sites only

Source: Wyoming Community College Commission

Date: 2016/07/07

Table 13

WYOMING COMMUNITY COLLEGE SYSTEM				Students Auditing Credit Courses		
College	Exclusively Auditing Headcount	*Credit Students Auditing Headcount	Total Auditing Headcount	Exclusively Auditing FTE	*Credit Students Auditing FTE	Total Auditing FTE
Casper	180	117	297	36.70	18.50	55.20
Central	96	22	118	19.12	5.50	24.62
Eastern	100	40	140	8.50	3.33	11.83
LCCC	120	16	136	27.66	3.58	31.24
Northwest	70	32	102	9.54	4.96	15.17
NWCCD	80	7	87	11.66	1.75	13.41
Western	63	16	79	11.75	3.00	14.75
Total	709	250	959	124.93	40.62	166.22

* Represents students taking audit hours within regular course schedule

Source: Wyoming Community College Commission

Date: 2016/07/07

TAB 4

Commissioners

Mr. Larry Atwell, Cheyenne

Ms. Charlene Bodine, Sheridan

Mr. Bruce Brown, Devils Tower

Ms. Katherine Dooley, Powell

Ms. Sherri Lovercheck, LaGrange

Ms. Sandra Meyer, Evanston

Ms. Wendy Sweeny, Worland



Ex-officios
Governor Matt Mead
State Superintendent Jillian Balow
Executive Director
James O. Rose
Phone: 307-777-7763
Fax: 307-777-6567
Internet: www.communitycolleges.wy.edu

2300 Capitol Avenue, 5th Floor-Suite B, Cheyenne, Wyoming 82002

Wyoming Community College System Annual Enrollment Report Academic Year 2015 - 2016

DRAFT

Casper College ~ Central Wyoming College ~ Eastern Wyoming College
Laramie County Community College ~ Northwest College
Northern Wyoming Community College District ~ Western Wyoming Community College

Wyoming Community College System 2015-2016 Annual Enrollment Report Introduction

This report provides an annual look at the summer 2015, fall 2015 and spring 2016 terms' enrollment in categories such as enrollment status, location and demographics of the community college student population. The content and format of this report have been developed through a collaborative effort between the Wyoming Community College Commission (WCCC) and the Data Governance/ Institutional Research Council members representing the seven community colleges. Most of the tables relay data that have been tracked by both of the aforementioned entities for over 15 years.

Pertinent information to keep in mind while reading this report include the following:

- The annualized totals are calculated by the nationally recognized method of adding the summer, spring and fall semesters together and then dividing the total in half.
- Student headcount in this report includes students who are enrolled for a letter grade, pass/fail designation, as well as those who are auditing a course.
- Full-time designation is achieved by being enrolled in a minimum of twelve (12) credit hours in one semester.
- "Full-time equivalency means the number of approved academic or vocational-technical credit hours for each class for which students are enrolled divided by twelve (12)". W.S. 21-18-102 (a)(xii).
- "Duplicated headcount" means that within a survey or polling exercise of numerous programs and/or courses, a student may be counted more than once. WCCC Rules -2015
- "Unduplicated headcount" means that within a survey or polling exercise of numerous programs and/or courses, a student shall be counted only once. WCCC Rules -2015

For additional discussion regarding this report, please refer to the WCCC meeting minutes dated _____ located on the Commission's website: <http://communitycolleges.wy.edu/commission-meetings.aspx>.

Wyoming Community College System 2015-2016 Annual Enrollment Report Highlights

Table 1a- *Credit Headcounts*: Credit headcount accounts for each student only once, regardless of the amount of credit hours taken in a semester with full-time designation at 12 or more credit hours and part-time being anything under 12 credit hours in a given semester. When compared to last year, the overall credit headcount decreased by 830 students or 3.3%. The full-time headcount decreased by 81 and part-time headcount decreased by 749.

Table 1b- *Full-time Equivalents*: These data look at the total credit hours taken by full-time and part-time students and divide the respective totals by 12 to establish an FTE. The grand total of both full-time and part-time FTE decreased by 191 or approximately 1.2% when compared with the 2014-2015 academic year FTE total.

Table 2- *Credit Headcount by Age*: Age categories have been re-defined to provide age data consistent with IPEDS reporting. Subsequently a comparison with last year's data is not available.

Table 3- *The Headcount by Gender*: The data show a slight increase in the percentage of the female cohort, going from 53.9% during the 14-15 academic year to 54.84% in the 15-16 academic year.

Table 4- *Credit Headcount by County*: Total In-state enrollment decreased by a credit headcount of 564.5, non-resident headcount decreased by 136.0 and the international cohort decreased by 129.5.

Table 5- *Credit FTE by County*: The three largest county FTE increases occurred in; Big Horn County by 56.8, Sweetwater County by 42.6 and Campbell County by 37.5. The three largest decreases occurred in; Albany County by 46.8, Converse County by 37.6 and Natrona County by 23.8 when compared to last year's annual FTE.

Table 6- *Headcount by Credit Hours*: The ranking of enrollment by credit hour categories remains the same as the last three years; highest enrollment is in the three credit hour category at 16.85%, followed by four credit hours, 9.14% and 1 credit hour with 7.39% of the total enrollment.

Table 8- *Level of Instruction and Student/Faculty Ratio*: Student to Faculty Ratio, (calculated for the fall semester only) remained the same as last year's ratio of 18 to 1 for the fall 2015 term. FTE enrollment delineated by level of instruction as a percentage of the total FTE enrollment is as follows:

	Level 1	Level 2	Level 3
2013-2014	46.78%	30.28%	22.94%
2014-2015	46.46%	30.24%	23.30%
2015-2016	46.90%	29.66%	23.44%

Wyoming Community College System 2015-2016 Annual Enrollment Report Highlights

Table 9

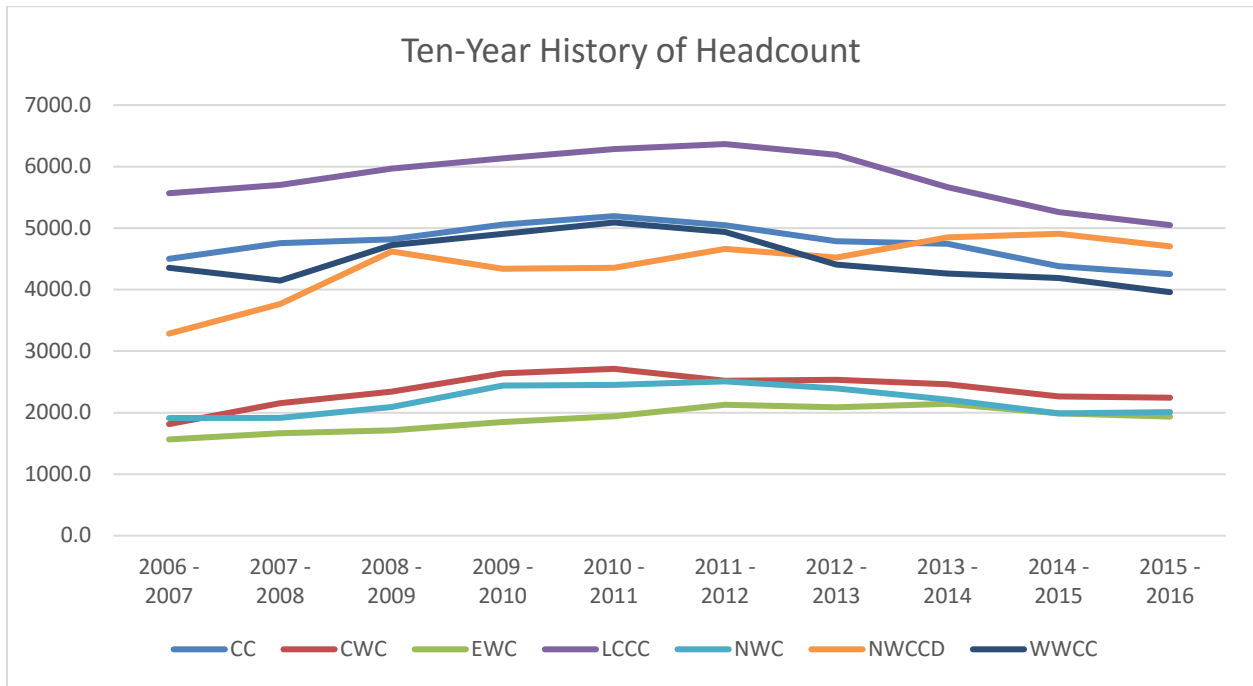
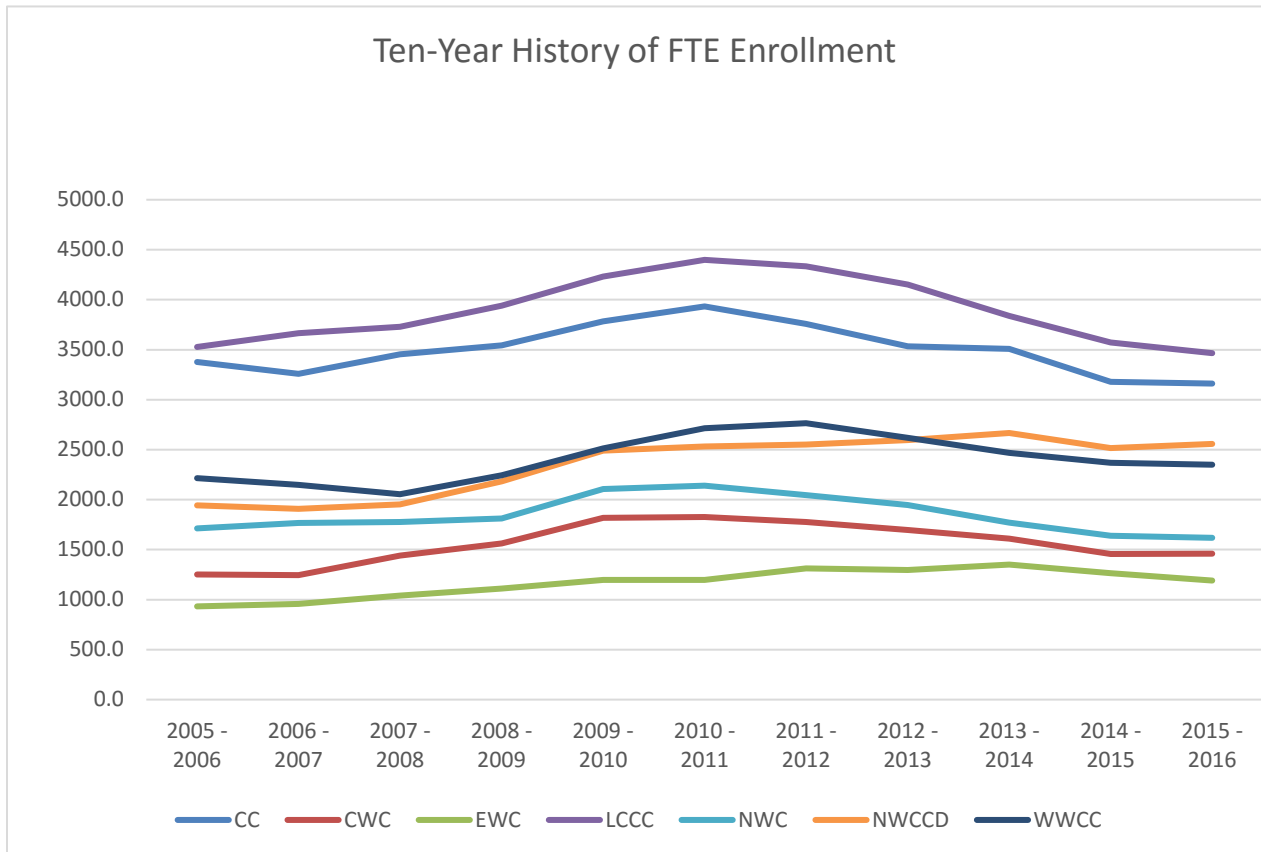


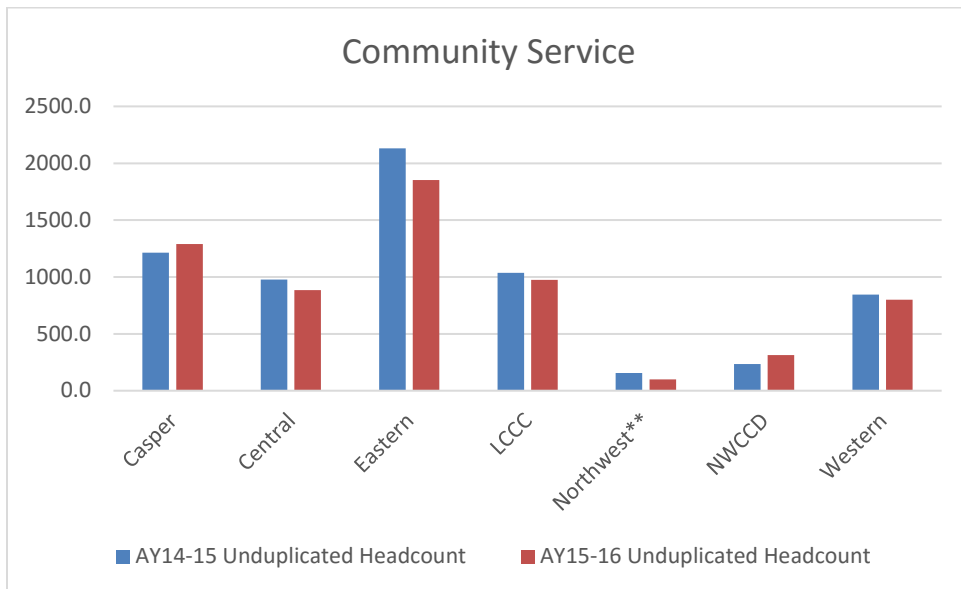
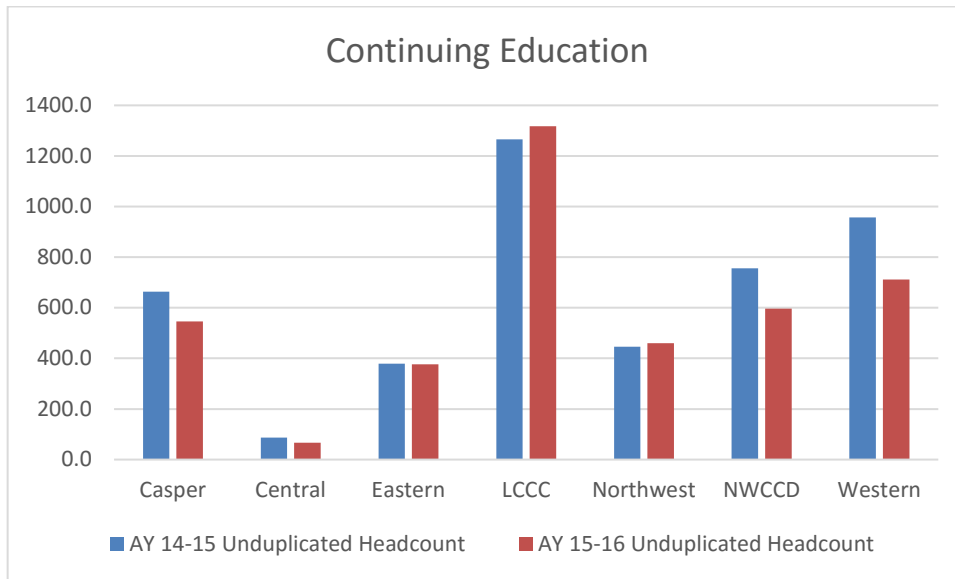
Table 10



Wyoming Community College System 2015-2016 Annual Enrollment Report Highlights

Table 12- *Non Credit Enrollment*: Continuing Education unduplicated headcount experienced a decrease of 478.5 enrollments over last year and the duplicated headcount decreased by 278. Community Service’s unduplicated headcount decreased by 380 over last year and the duplicated headcount decreased by 510.

Table 12



** Northwest College does not offer Community Service courses during the summer

Wyoming Community College System 2015-2016 Annual Enrollment Report Highlights

Table 13- *Students Auditing Courses*: This table provides the percent of the total system wide students who were exclusively auditing courses and students taking auditing courses within their regular course schedule, broken out by both credit headcount and FTE.

Academic Year	Credit Headcount		FTE	
	Exclusively Audits	Credit Students	Exclusively Audits	Credit Students
2013-2014	3.60%	1.00%	0.80%	0.34%
2014-2015	3.41%	1.35%	0.84%	0.35%
2015-2016	3.20%	1.08%	0.81%	0.28%

**Wyoming Community College System
Annual Enrollment Report 15-16**

Table 1a

WYOMING COMMUNITY COLLEGE SYSTEM													*Credit Headcount
College	Full-Time				Part-Time				Total				Percent
	Summer	Fall	Spring	Annual	Summer	Fall	Spring	Annual	Summer	Fall	Spring	Annual	
Casper	6.0	1719.0	1519.0	1622.0	1085.0	2130.0	2048.0	2631.5	1091.0	3849.0	3567.0	4253.5	17.61%
Central	19.0	723.0	579.0	660.5	407.0	1471.0	1282.0	1580.0	426.0	2194.0	1861.0	2240.5	9.28%
Eastern	6.0	594.0	456.0	528.0	452.0	1252.0	1114.0	1409.0	458.0	1846.0	1570.0	1937.0	8.02%
LCCC	33.0	1802.0	1624.0	1729.5	1347.0	2486.0	2806.0	3319.5	1380.0	4288.0	4430.0	5049.0	20.91%
Northwest	13.0	976.0	865.0	927.0	444.0	778.0	944.0	1083.0	457.0	1754.0	1809.0	2010.0	8.32%
NWCCD	8.0	1398.0	1174.0	1290.0	1098.0	2972.0	2753.0	3411.5	1106.0	4370.0	3927.0	4701.5	19.47%
Western	10.0	1154.0	1054.0	1109.0	1060.0	2139.0	2501.0	2850.0	1070.0	3293.0	3555.0	3959.0	16.39%
Total	95.0	8366.0	7271.0	7866.0	5893.0	13228.0	13448.0	16284.5	5988.0	21594.0	20719.0	24150.5	
Percent				32.57%				67.43%					100.00%

*These counts include on-campus, distance education, auditing, compressed video and telecourse students
Source: Wyoming Community College Commission Date: 2016/07/08

Table 1b

WYOMING COMMUNITY COLLEGE SYSTEM													*Full-Time Equivalent
College	Full-Time				Part-Time				Total				Percent
	Summer	Fall	Spring	Annual	Summer	Fall	Spring	Annual	Summer	Fall	Spring	Annual	
Casper	6.4	2163.7	1913.8	2042.0	390.5	936.0	911.9	1119.2	396.9	3099.7	2825.7	3161.2	20.00%
Central	21.5	927.4	738.0	843.5	153.0	612.4	468.0	616.7	174.5	1539.8	1206.0	1460.1	9.24%
Eastern	6.8	763.4	584.0	677.1	105.4	502.7	419.3	513.7	112.2	1266.1	1003.2	1190.7	7.54%
LCCC	38.4	2167.8	1963.3	2084.8	523.5	1056.1	1181.8	1380.7	561.9	3223.8	3145.1	3465.4	21.93%
Northwest	13.6	1294.9	1142.0	1225.3	131.5	313.9	340.7	393.1	145.1	1608.8	1482.7	1618.3	10.24%
NWCCD	8.7	1732.6	1446.8	1594.0	259.2	956.3	711.9	963.7	267.9	2688.9	2158.7	2557.7	16.19%
Western	10.8	1516.7	1385.4	1456.4	260.3	730.5	794.4	892.6	271.0	2247.2	2179.8	2349.0	14.86%
Total	106.1	10566.5	9173.4	9922.9	1823.4	5107.8	4827.9	5879.6	1929.5	15674.3	14001.3	15802.5	
Percent				62.79%				37.21%					100.00%

*These counts include on-campus, distance education, auditing, compressed video and telecourse students
* FTE values may not be equal to table 5, 7b, 8 & 10 due to rounding in the enrollment program
Source: Wyoming Community College Commission 2016/07/08

**Wyoming Community College System
Annual Enrollment Report 15-16**

Table 2

WYOMING COMMUNITY COLLEGE SYSTEM											Credit Headcount* By Age
College	<18	18-19	20-21	22-24	25-29	30-34	35-39	40-49	50-59	>60	Unknown
Casper	422.5	914.5	742.0	527.5	526.5	345.0	228.0	247.0	103.5	193.0	4.0
Central	456.5	456.0	246.0	186.5	261.0	193.5	112.0	136.0	105.5	85.0	2.5
Eastern	614.5	490.5	177.0	104.0	112.5	91.5	75.0	108.0	63.0	97.5	3.5
LCCC	432.5	1083.0	873.5	731.0	667.0	418.5	255.0	268.0	170.5	143.0	7.0
Northwest	263.0	581.0	372.5	200.0	148.5	118.5	67.0	127.5	54.0	78.0	0.0
NWCCD	759.5	924.0	546.0	394.0	467.0	399.5	297.0	392.0	317.0	204.5	1.0
Western	699.0	862.0	460.0	320.0	361.5	334.5	275.0	302.0	205.0	123.5	16.5
System	3647.5	5311.0	3417.0	2463.0	2544.0	1901.0	1309.0	1580.5	1018.5	924.5	34.5
Percent	15.10%	21.99%	14.15%	10.20%	10.53%	7.87%	5.42%	6.54%	4.22%	3.83%	0.14%

*These counts include on-campus, distance education, auditing, compressed video and telecourse students
Source: Wyoming Community College Commission Date: 2016/07/08

Table 3

WYOMING COMMUNITY COLLEGE SYSTEM											Headcount* by Gender and Average Age
College	Men					Women					
	Summer	Fall	Spring	Annual	Annual %	Summer	Fall	Spring	Annual	Annual %	
Casper	380	1679	1536	1797.5	42.26%	711	2170	2031	2456.0	57.74%	
Central	167	998	809	987.0	44.05%	259	1196	1052	1253.5	55.95%	
Eastern	212	811	657	840.0	43.37%	246	1035	913	1097.0	56.63%	
LCCC	483	1758	1763	2002.0	39.65%	897	2530	2667	3047.0	60.35%	
Northwest	102	727	720	774.5	38.53%	355	1027	1089	1235.5	61.47%	
NWCCD	615	2327	2207	2574.5	54.76%	491	2043	1720	2127.0	45.24%	
Western	559	1538	1767	1932.0	48.80%	511	1755	1788	2027.0	51.20%	
Total	2518	9838	9459	10907.5		3470	11756	11260	13243.0		
Percent	45.16%					54.84%					

Average Age	Men			College	Women		
	Summer	Fall	Spring		Summer	Fall	Spring
	28.5	26.5	28.1	Casper	28.7	27.1	27.5
	28.3	25.4	28.7	Central	29.9	26.2	28.4
	32.4	24.2	26.8	Eastern	30.6	23.8	25.3
	28.5	26.7	26.5	LCCC	28.0	27.1	26.4
	27.6	23.5	25.0	Northwest	27.4	25.8	28.0
	35.0	28.2	33.7	NWCCD	28.6	24.7	27.2
	32.9	27.2	29.3	Western	27.8	26.3	26.3
	Full-time				Part-time		
	Summer	Fall	Spring	College	Summer	Fall	Spring
	30.2	23.1	20.8	Casper	28.6	29.9	25.4
	25.2	22.9	25.3	Central	29.4	27.3	29.9
	28.7	20.5	22.8	Eastern	31.5	25.7	27.2
	32.4	24.5	25.0	LCCC	28.0	28.6	27.3
	31.3	22.3	22.6	Northwest	27.4	28.2	30.6
	24.6	22.2	23.4	NWCCD	32.2	28.6	34.0
	24.3	23.0	23.6	Western	30.5	28.7	29.6

*These counts include on-campus, distance education, auditing, compressed video and telecourse students
Source: Wyoming Community College Commission Date: 2016/07/08

**Wyoming Community College System
Annual Enrollment 15-16**

Table 4

WYOMING COMMUNITY COLLEGE SYSTEM									Credit Headcount* by County		
County	Casper	Central	Eastern	LCCC	Northwest	NWCCD	Western	County Total	County Percent In-state Enrollment	County Pop.	Credit Students as % of Pop.
Albany	39.0	7.0	15.0	808.0	14.5	12.5	12.5	908.5	4.31%	36299.0	2.50%
Big Horn	29.0	5.5	5.0	14.0	394.5	35.0	5.0	488.0	2.32%	11668.0	4.18%
Campbell	95.5	15.5	27.5	49.5	18.0	2027.5	8.5	2242.0	10.64%	46133.0	4.86%
Carbon	52.5	54.0	4.5	44.5	5.5	16.0	245.5	422.5	2.01%	15885.0	2.66%
Converse	160.5	10.5	345.5	20.5	5.5	41.5	2.0	586.0	2.78%	13833.0	4.24%
Crook	18.5	5.0	162.5	7.0	10.0	89.0	0.5	292.5	1.39%	7083.0	4.13%
Fremont	86.5	1232.0	14.0	34.0	26.5	24.5	27.0	1444.5	6.86%	40123.0	3.60%
Goshen	27.5	13.0	521.0	32.0	3.5	9.0	1.0	607.0	2.88%	13249.0	4.58%
Hot Springs	22.5	84.0	2.5	7.5	7.5	11.5	3.0	138.5	0.66%	4812.0	2.88%
Johnson	28.5	4.5	4.5	7.5	7.0	270.5	3.0	325.5	1.55%	8569.0	3.80%
Laramie	105.5	39.0	53.5	3042.0	16.0	47.5	17.5	3321.0	15.76%	91738.0	3.62%
Lincoln	23.0	25.5	2.0	19.5	10.0	6.5	347.5	434.0	2.06%	18106.0	2.40%
Natrona	2842.0	28.0	23.0	41.0	10.0	53.0	15.0	3012.0	14.30%	75450.0	3.99%
Niobrara	14.0	2.5	58.0	4.0	0.0	6.5	0.0	85.0	0.40%	2484.0	3.42%
Park	52.5	11.0	7.5	21.5	880.0	47.0	7.0	1026.5	4.87%	28205.0	3.64%
Platte	60.0	9.0	199.0	52.5	5.5	18.0	1.5	345.5	1.64%	8667.0	3.99%
Sheridan	52.0	9.5	7.0	21.0	15.5	1230.5	8.5	1344.0	6.38%	29116.0	4.62%
Sublette	25.0	18.0	3.5	17.5	7.0	15.0	159.5	245.5	1.17%	10247.0	2.40%
Sweetwater	37.5	13.5	6.0	28.0	16.0	32.5	2060.5	2194.0	10.41%	43806.0	5.01%
Teton	28.0	244.5	7.5	19.0	6.5	11.0	15.5	332.0	1.58%	21294.0	1.56%
Uinta	22.0	36.0	11.0	26.5	15.0	12.0	596.0	718.5	3.41%	21118.0	3.40%
Washakie	35.0	18.5	5.0	7.5	108.0	46.5	7.0	227.5	1.08%	8533.0	2.67%
Weston	21.0	2.5	241.5	8.0	4.0	49.5	0.5	327.0	1.55%	7208.0	4.54%
In-County	2842.0	1232.0	521.0	3042.0	880.0	1230.5	2060.5	11808.0			
Out County	1035.5	656.5	1205.5	1290.5	706.0	2882.0	1483.5	9259.5			
Total In-State	3877.5	1888.5	1726.5	4332.5	1586.0	4112.5	3544.0	21067.5			
***Non-Resident	351.50	328.00	199.00	659.50	362.00	556.00	362.00	2818.0			
International	24.50	24.00	11.50	57.00	62.00	33.00	53.00	265.0			
Total	4253.5	2240.5	1937.0	5049.0	2010.0	4701.5	3959.0	24150.5			
% In-County	66.82%	54.99%	26.90%	60.25%	43.78%	26.17%	52.05%	48.89%			
% Out County	24.34%	29.30%	62.24%	25.56%	35.12%	61.30%	37.47%	38.34%			
% In-State	91.16%	84.29%	89.13%	85.81%	78.91%	87.47%	89.52%	87.23%			
% Non-Res	8.26%	14.64%	10.27%	13.06%	18.01%	11.83%	9.14%	11.67%			
% International	0.58%	1.07%	0.59%	1.13%	3.08%	0.70%	1.34%	1.10%			
									*U.S. Census Bureau-2010	563,626	
									Percent of Total In-State		
									Students to State Population		3.74%

*These counts include on-campus, distance education, auditing, compressed video and telecourse students

*** Non Resident totals include "unspecified" students

Source: Wyoming Community College Commission

Date: 2016/07/08

**Wyoming Community College System
Annual Enrollment Report 15-16**

Table 5

WYOMING COMMUNITY COLLEGE SYSTEM								Credit FTE by County*
County	Casper	Central	Eastern	LCCC	Northwest	NWCCD	Western	County Total
Albany	24.9	5.9	12.8	494.8	8.2	6.3	6.5	559.4
Big Horn	26.4	2.9	3.9	11.6	296.5	22.2	4.0	367.4
Campbell	79.5	8.6	18.8	35.5	15.7	869.3	1.9	1029.2
Carbon	55.1	29.9	4.6	34.8	6.3	13.0	112.4	256.1
Converse	138.1	7.0	201.1	15.5	2.9	15.6	0.4	380.6
Crook	19.3	2.9	87.8	5.3	11.5	38.1	0.2	164.9
Fremont	75.7	798.8	8.7	24.5	27.7	20.5	8.5	964.4
Goshen	21.7	3.2	278.8	25.4	3.5	7.9	0.3	340.8
Hot Springs	24.5	53.1	3.4	6.1	5.1	11.4	2.8	106.4
Johnson	17.9	2.3	3.1	3.9	6.3	197.7	0.5	231.6
Laramie	76.2	15.4	47.8	2046.0	14.7	27.8	13.0	2240.7
Lincoln	15.8	12.5	1.5	15.9	9.0	6.5	195.3	256.6
Natrona	1947.3	18.6	18.1	22.7	7.7	27.9	6.9	2049.2
Niobrara	13.3	3.1	36.5	2.6	0.0	6.2	0.0	61.6
Park	41.2	8.8	4.5	12.8	583.1	27.2	2.4	680.1
Platte	51.2	8.6	80.9	40.4	3.8	12.4	0.4	197.6
Sheridan	37.1	3.8	5.8	13.9	11.6	684.8	3.2	760.3
Sublette	25.6	16.6	2.7	13.0	6.8	15.6	81.8	162.1
Sweetwater	27.4	11.3	6.2	21.2	11.8	16.6	1193.1	1287.6
Teton	16.4	135.3	2.4	9.5	6.2	10.4	7.4	187.6
Uinta	17.2	23.4	10.4	17.2	11.1	10.6	363.2	453.0
Washakie	34.8	13.6	3.6	5.2	59.1	44.8	5.3	166.4
Weston	22.5	0.5	112.2	4.7	4.4	15.6	0.2	160.1
In-County	1947.3	798.8	278.8	2046.0	583.1	684.8	1193.1	7532.0
Out County	861.8	387.2	676.8	836.2	529.8	1423.5	816.4	5531.7
Total In-State	2809.1	1186.0	955.6	2882.2	1112.9	2108.4	2009.5	13063.6
Non-Resident	322.6	260.8	219.4	532.9	423.6	409.5	271.6	2440.4
International	29.4	13.4	15.7	50.3	81.9	39.8	68.0	298.6
Total	3161.2	1460.1	1190.7	3465.4	1618.4	2557.7	2349.1	15802.6
% In-County	61.60%	54.71%	23.42%	59.04%	36.03%	26.78%	50.79%	47.66%
% Out County	27.26%	26.52%	56.84%	24.13%	32.73%	55.66%	34.75%	35.00%
% In-State	88.86%	81.22%	80.26%	83.17%	68.76%	82.43%	85.54%	82.67%
% Non-Res	10.21%	17.86%	18.42%	15.38%	26.17%	16.01%	11.56%	15.44%
% International	0.93%	0.92%	1.32%	1.45%	5.06%	1.56%	2.89%	1.89%

* FTE values may not be equal to table 1b, 7b, 8 & 10 due to rounding in the enrollment program

Source: Wyoming Community College Commission

Date: 2016/07/08

**Wyoming Community College System
Annual Enrollment Report 15-16**

Table 6

WYOMING COMMUNITY COLLEGE SYSTEM								Headcount* by Credit Hours	
Credit Hours	Casper	Central	Eastern	LCCC	Northwest	NWCCD	Western	Total	Percent
<1	5.0	72.5	0.0	0.0	47.5	933.0	390.5	1448.5	6.00%
1	195.5	115.5	301.5	132.0	105.0	514.0	422.0	1785.5	7.39%
2	130.5	104.5	88.5	232.5	45.5	79.5	137.0	818.0	3.39%
3	503.5	406.0	278.0	1120.5	357.0	669.0	736.5	4070.5	16.85%
4	449.0	266.5	200.5	423.0	157.0	367.5	344.0	2207.5	9.14%
5	330.5	51.0	78.0	68.0	43.0	43.0	46.5	660.0	2.73%
6	303.5	159.0	121.0	430.5	91.0	167.0	262.0	1534.0	6.35%
7	211.5	113.5	112.0	273.5	91.5	201.0	184.0	1187.0	4.92%
8	141.5	71.0	57.5	128.0	30.5	92.5	79.0	600.0	2.48%
9	145.0	86.5	71.5	198.5	37.0	114.0	107.5	760.0	3.15%
10	135.0	74.0	59.5	173.5	49.0	158.0	98.5	747.5	3.10%
11	81.0	60.0	41.0	139.5	29.0	73.0	42.5	466.0	1.93%
12	311.0	114.0	81.0	404.0	101.0	194.5	154.5	1360.0	5.63%
13	275.0	97.5	58.0	425.5	122.0	233.5	145.0	1356.5	5.62%
14	225.0	89.5	71.0	215.0	108.5	212.5	104.5	1026.0	4.25%
15	201.0	87.0	76.0	171.5	108.0	205.0	145.5	994.0	4.12%
16	175.0	82.5	71.5	226.5	148.5	174.5	160.5	1039.0	4.30%
17	137.5	56.5	53.0	106.0	105.0	129.5	124.5	712.0	2.95%
18	108.0	42.0	69.5	65.5	77.0	74.5	100.0	536.5	2.22%
19	73.5	28.5	17.5	52.0	66.5	22.5	60.5	321.0	1.33%
20	36.5	30.0	15.0	17.0	47.0	16.5	39.0	201.0	0.83%
21	25.5	11.5	9.0	6.5	17.5	11.5	32.0	113.5	0.47%
22	16.0	8.5	4.0	8.0	17.5	5.0	22.5	81.5	0.34%
>22	38.0	13.0	2.5	32.0	8.5	10.5	20.5	125.0	0.52%
Total	4253.5	2240.5	1937.0	5049.0	2010.0	4701.5	3959.0	24150.5	100.00%

*These counts include on-campus, distance education, auditing, compressed video and telecourse students
Source: Wyoming Community College Commission Date: 2016/07/08

**Wyoming Community College System
Annual Enrollment Report 15-16**

Table 7

WYOMING COMMUNITY COLLEGE SYSTEM									Credit Headcount by Program of Study				
College	Full-Time				Part-Time				Total			Grand Total	
	Acad	Occup	Undec	Total	Acad	Occup	Undec	Total	Acad	Occup	Undec		
Casper	1185.5	390.5	46.0	1622.0	698.0	359.5	1574.0	2631.5	1883.5	750.0	1620.0	4253.5	
Central	386.5	190.0	84.0	660.5	310.5	268.5	1001.0	1580.0	697.0	458.5	1085.0	2240.5	
Eastern	234.5	159.5	134.0	528.0	181.5	125.0	1102.5	1409.0	416.0	284.5	1236.5	1937.0	
LCCC	1226.0	484.5	19.0	1729.5	1242.0	402.5	1675.0	3319.5	2468.0	887.0	1694.0	5049.0	
Northwest	660.0	238.0	29.0	927.0	308.5	89.0	685.5	1083.0	968.5	327.0	714.5	2010.0	
NWCCD	800.5	410.5	79.0	1290.0	664.0	1568.0	1179.5	3411.5	1464.5	1978.5	1258.5	4701.5	
Western	724.0	360.0	25.0	1109.0	501.5	323.0	2025.5	2850.0	1225.5	683.0	2050.5	3959.0	
Total	5217.0	2233.0	416.0	7866.0	3906.0	3135.5	9243.0	16284.5	9123.0	5368.5	9659.0	24150.5	
Percent	66.32%	28.39%	5.29%		23.99%	19.25%	56.76%		37.78%	22.23%	40.00%		
Full-Time/Part-Time Percent				32.57%					67.43%				

*These counts include on-campus, distance education, auditing, compressed video and telecourse students
Source: Wyoming Community College Commission Date: 2016/07/08

Table 7b

WYOMING COMMUNITY COLLEGE SYSTEM									FTE* by Program of Study				
College	Full-Time				Part-Time				Total			Grand Total	
	Acad	Occup	Undec	Total	Acad	Occup	Undec	Total	Acad	Occup	Undec		
Casper	1485.9	504.0	52.1	2042.0	363.3	203.5	552.3	1119.2	1849.3	707.5	604.4	3161.2	
Central	497.9	238.3	107.3	843.5	148.4	139.9	328.3	616.7	646.3	378.2	435.6	1460.1	
Eastern	302.1	211.7	163.3	677.1	81.0	46.3	386.4	513.7	383.0	258.0	549.7	1190.7	
LCCC	1456.7	606.3	21.8	2084.7	643.7	239.3	497.7	1380.7	2100.3	845.6	519.5	3465.4	
Northwest	869.5	320.5	35.3	1225.3	138.2	46.7	208.2	393.1	1007.7	367.2	243.4	1618.3	
NWCCD	968.1	522.2	103.8	1594.0	355.8	220.9	387.1	963.7	1323.8	743.1	490.8	2557.7	
Western	954.9	473.4	28.4	1456.7	225.6	160.5	506.6	892.6	1180.5	633.9	535.0	2349.3	
Total	6535.0	2876.3	511.9	9923.2	1955.9	1057.2	2866.5	5879.6	8490.9	3933.5	3378.5	15802.8	
Percent	65.86%	28.99%	5.16%		33.27%	17.98%	48.75%		53.73%	24.89%	21.38%		
Full-Time/Part-Time Percent				62.79%					37.21%				

*These counts include on-campus, distance education, auditing, compressed video and telecourse students
* FTE values may not be equal to table 1b, 5, 8 & 10 due to rounding in the enrollment program
Source: Wyoming Community College Commission Date: 2016/07/08

**Wyoming Community College System
Annual Enrollment Report 15-16**

Table 8

WYOMING COMMUNITY COLLEGE SYSTEM									Level of Instruction and Student/Faculty Ratio		
Full-Time Equivalency*									Fall 2015 Full-Time Equivalency		
College		Level I		Level II		Level III		Total	Faculty**	Fall 2015 Credit FTE	Ratio
Casper		1348.5		944.0		868.7		3161.2	180	3099.67	17 :1
Central		649.6		539.4		271.1		1460.1	112	1539.76	14 :1
Eastern		514.3		407.1		269.4		1190.7	65	1266.08	19 :1
LCCC		1809.3		937.9		718.2		3465.4	193	3223.84	17 :1
Northwest		755.6		528.0		334.7		1618.3	103	1608.84	16 :1
NWCCD		1128.5		706.3		722.8		2557.7	138	2688.88	19 :1
Western		1206.3		623.7		519.4		2349.3	165	2247.21	14 :1
Total		7412.1		4686.5		3704.3		15802.8	956	15674.28	18 :1
Level I = Lecture, Level II = Laboratory, Level III = High Technology									** IPEDS Fall 2015 Employees by Assigned Position Survey (does not include concurrent enrollment instructors). ** FTE Faculty = Full-Time + 1/3 Part-Time		
* FTE values may not be equal to table 1b, 5, 7b & 10 due to rounding in the enrollment program											
Source: Wyoming Community College Commission										Date: 2016/07/08	

Table 9

WYOMING COMMUNITY COLLEGE SYSTEM									Ten-Year History of Headcount*
Enrollment Year	Casper	Central	Eastern	LCCC	Northwest	NWCCD	Western	Total	Percent Change
2005 - 2006	4738.0	1798.0	1564.0	5512.5	1873.0	3229.0	4231.5	22946.0	5.21%
2006 - 2007	4501.5	1814.0	1565.0	5569.0	1912.5	3285.0	4354.5	23001.5	2.81%
2007 - 2008	4756.5	2154.0	1663.0	5701.0	1916.0	3769.0	4148.5	24108.0	2.73%
2008 - 2009	4816.5	2339.5	1712.0	5970.0	2089.5	4621.5	4725.5	26274.5	6.06%
2009 - 2010	5058.0	2637.5	1846.0	6134.0	2439.0	4342.0	4909.0	27365.5	0.24%
2010 - 2011	5195.0	2712.5	1943.5	6283.5	2450.5	4354.5	5091.5	28031.0	4.81%
2011 - 2012	5045.0	2516.5	2128.0	6367.0	2508.5	4664.5	4939.0	28168.5	0.49%
2012 - 2013	4785.0	2535.0	2088.5	6190.0	2394.0	4523.0	4408.0	26923.5	-4.42%
2013 - 2014	4744.0	2462.5	2143.5	5668.0	2214.0	4851.0	4260.0	26343.0	-2.16%
2014 - 2015	4382.0	2265.0	1988.0	5261.0	1987.0	4908.5	4189.0	24980.5	-5.17%
2015 - 2016	4253.5	2240.5	1937.0	5049.0	2010.0	4701.5	3959.0	24150.5	-3.32%
10-YR Change	-10.23%	24.61%	23.85%	-8.41%	7.31%	45.60%	-6.44%	5.25%	
5-YR Change	-18.12%	-17.40%	-0.33%	-19.65%	-17.98%	7.97%	-22.24%	-13.84%	
1-YR Change	-2.93%	-1.08%	-2.57%	-4.03%	1.16%	-4.22%	-5.49%	-3.32%	
*These counts include on-campus, distance education, auditing, compressed video and telecourse students									
Source: Wyoming Community College Commission								Date: 2016/07/08	

**Wyoming Community College System
Annual Enrollment Report 15-16**

Table 10

WYOMING COMMUNITY COLLEGE SYSTEM									Ten-Year History of FTE Enrollment
Enrollment Year	Casper	Central	Eastern	LCCC	Northwest	NWCCD	Western	Total	Percent Change
2005 - 2006	3376.2	1253.0	932.5	3527.5	1713.5	1943.3	2215.6	14961.6	N/A
2006 - 2007	3259.1	1245.1	955.7	3666.4	1768.2	1908.2	2147.3	14950.0	1.26%
2007 - 2008	3454.5	1440.7	1040.6	3729.7	1776.9	1953.4	2054.4	15450.2	1.26%
2008 - 2009	3544.9	1562.9	1109.7	3939.9	1810.8	2183.1	2243.8	16395.2	6.12%
2009 - 2010	3785.0	1816.9	1195.9	4230.3	2105.3	2489.3	2512.0	18134.7	10.61%
2010 - 2011	3932.9	1826.4	1198.7	4398.6	2140.0	2532.5	2714.9	18744.0	3.36%
2011 - 2012	3756.9	1777.7	1311.5	4332.5	2046.3	2552.4	2764.8	18542.1	-1.08%
2012 - 2013	3532.6	1697.7	1296.0	4152.7	1945.8	2596.3	2618.6	17839.7	-3.79%
2013 - 2014	3506.8	1610.2	1350.7	3837.6	1769.1	2666.7	2466.5	17207.6	-3.54%
2014 - 2015	3177.0	1455.6	1266.0	3571.7	1639.7	2515.1	2368.5	15993.6	-7.05%
2015 - 2016	3161.2	1460.1	1190.7	3465.4	1618.3	2557.7	2349.1	15802.6	-1.19%
10-Year Change	-6.37%	16.53%	27.69%	-1.76%	-5.55%	31.62%	6.02%	5.62%	
5-Year Change	-19.62%	-20.05%	-0.66%	-21.22%	-24.38%	1.00%	-13.48%	-15.69%	
1-Year Change	-0.50%	0.31%	-5.95%	-2.98%	-1.30%	1.69%	-0.82%	-1.19%	

* FTE values may not be equal to table 1b, 5, 7b & 8 due to rounding in the enrollment program
 Source: Wyoming Community College Commission Date: 2016/07/08

Table 11

WYOMING COMMUNITY COLLEGE SYSTEM									Credit Headcount* by Race/Ethnicity
Race/Ethnicity	Casper	Central	Eastern	LCCC	Northwest	NWCCD	Western	Total	Percent
Black or African American	55.5	30.5	13.5	144.5	11.0	44.0	48.0	347.0	1.44%
American Indian or Alaskan Native	23.5	220.5	21.5	60.5	13.5	80.0	21.0	440.5	1.82%
Asian	40.0	18.5	9.0	72.5	10.0	31.0	25.5	206.5	0.86%
Native Hawaiian or Pacific Islander	13.5	6.0	5.0	16.5	4.5	6.5	4.0	56.0	0.23%
Hispanic of Any Race	212.0	198.5	139.0	543.5	166.0	285.0	430.0	1974.0	8.17%
White	3650.0	1669.0	1722.5	3992.0	1708.0	4106.5	3234.5	20082.5	83.16%
Two or More Races	77.5	51.0	15.0	21.5	34.5	110.5	73.5	383.5	1.59%
International	25.0	1.5	11.5	54.5	62.0	37.5	120.0	312.0	1.29%
Unknown	156.5	45.0	0.0	143.5	0.5	0.5	2.5	348.5	1.44%
Total	4253.5	2240.5	1937.0	5049.0	2010.0	4701.5	3959.0	24150.5	100.00%

*These counts include on-campus, distance education, auditing, compressed video and telecourse students
 Source: Wyoming Community College Commission Date: 2016/07/08

**Wyoming Community College System
Annual Enrollment Report 15-16**

Table 12

WYOMING COMMUNITY COLLEGE SYSTEM					Non-Credit Enrollment			
College	Continuing Education		Community Service		Total Continuing Education and Community Service			
	Unduplicated Headcount	Duplicated Headcount*	Unduplicated Headcount	Duplicated Headcount*	Unduplicated Headcount		Duplicated Headcount*	
					Annual	Percent	Total	Percent
Casper	546.5	1239.0	1288.5	5402.0	1835.0	17.83%	6641.0	21.73%
Central	67.0	182.0	884.0	2237.0	951.0	9.24%	2419.0	7.91%
Eastern	377.0	844.0	1853.5	5068.0	2230.5	21.68%	5912.0	19.34%
LCCC	1318.0	4511.0	974.0	3311.0	2292.0	22.27%	7822.0	25.59%
Northwest**	459.5	1231.0	100.0	277.0	559.5	5.44%	1508.0	4.93%
NWCCD	596.5	1747.0	313.5	674.0	910.0	8.84%	2421.0	7.92%
Western	712.0	1748.0	800.5	2093.0	1512.5	14.70%	3841.0	12.57%
Total	4076.5	11502.0	6214.0	19062.0	10290.5	100%	30564.0	100%

* Duplicated headcounts are not annualized
 ** Northwest College does not offer Community Service courses during the summer
 Source: Wyoming Community College Commission Date: 2016/07/08

Table 13

WYOMING COMMUNITY COLLEGE SYSTEM		Students Auditing Courses			
College	Credit Headcount			FTE	
	Exclusively Auditing	*Credit Students Auditing		Exclusively Auditing	*Credit Students Auditing
Casper	192.5	115.5		38.12	19.67
Central	96	23.5		16.77	6.21
Eastern	129	50.5		10.83	4.41
LCCC	129.5	20.5		30.46	4.29
Northwest	89	35		10.12	5.52
NWCCD	72	4		10.66	1.21
Western	66	13		11.81	2.79
Total	774	262		128.77	44.10

* Represents students taking audit hours within regular course schedule
 Source: Wyoming Community College Commission Date: 2016/07/08

TAB 5

Wyoming Community College Commission

Commissioners

Mr. Larry Atwell, Cheyenne
Ms. Charlene Bodine, Sheridan
Mr. Bruce Brown, Devils Tower
Ms. Katherine Dooley, Powell
Ms. Sherri Lovercheck, LaGrange
Ms. Sandra Meyer, Evanston
Ms. Wendy Sweeny, Worland

Ex-officios

Governor Matt Mead
State Superintendent Jillian Barlow
Executive Director
James O. Rose
Phone: 307-777-7763
Fax: 307-777-6567
www.communitycolleges.wy.edu

2300 Capitol Avenue, 5th Floor -Suite B, Cheyenne, Wyoming 82002

Wyoming Community College System
FUTURE
Enrollment Report

PROPOSAL

Casper College ~ Central Wyoming College ~ Eastern Wyoming College
Laramie County Community College ~ Northwest College
Northern Wyoming Community College District
Western Wyoming Community College

Wyoming Community College System
Term Enrollment Report

This report provides a look at the (spring, summer, fall) 201x (semester or annual) enrollment in categories such as student enrollment, location and demographics of the community college student population. The content and format of this report has been developed through a collaborative effort between the **Wyoming Community College Commission, President's Council and the Data Governance Institutional Research Council** members representing the seven community colleges. Data in this report came directly from the colleges after their review and analysis for accuracy. These data may vary from enrollment reports posted on Wyoming college websites due to extraction date and sub-set parameter differences. College enrollment data constantly change and are therefore not stagnant.

Pertinent definitions to keep in mind while reading this report include the following:

- Full-time designation is achieved by being enrolled in a minimum of twelve (12) credit hours in one semester.

- "Full-time equivalency means the number of approved academic or vocational-technical credit hours for each class for which students are enrolled divided by twelve (12)". W.S. 21-18-102 (a)(xii).

- "Duplicated headcount" means that within a survey or polling exercise of numerous programs and/or courses, a student may be counted more than once. WCCC Rules -2015

- "Unduplicated headcount" means that within a survey or polling exercise of numerous programs and/or courses, a student shall be counted only once. WCCC Rules -2015

- "Concurrent enrollment course" means a college course section taught by high school faculty who have been approved as community college adjunct faculty and who are teaching said course as part of their duties as a school district employee. As such, these college courses simultaneously satisfy high school graduation requirements. These courses have been approved by the community college as having equivalent course content, learning objectives and work assignments as an existing college course. Course content and learning objectives are equivalent to the related community college course as determined and defined by community college faculty. WCCC Rules -2015

- "Dual enrollment credit" means credit given to qualified high school students who complete college level courses for which the community college hires and pays the instructor and in which the school district agrees to allow high school graduation credit. WCCC Rules -2015

- "Distance learning" means the student and faculty member are separated by time or space. WCCC Rules -2015

For additional information and discussion regarding this report, please refer to the Wyoming Community Colleges Commission's meeting minutes for _____ located on the Wyoming Community College Commission's website at <http://communitycolleges.wy.edu/commission-meetings.aspx>.

**Wyoming Community College System
Term - Year Enrollment Report**

Table 1

WYOMING COMMUNITY COLLEGE SYSTEM					Enrollment Report				
College	Credit Headcount					Credit FTE			
	Full-time	Part-time	Total	Percent		Full-time	Part-time	Total	Percent
Casper									
Central									
Eastern									
LCCC									
Northwest									
NWCCD									
Western									
Total									
Percent									

Source: Wyoming Community College Commission Date:

Table 2

WYOMING COMMUNITY COLLEGE SYSTEM											Credit Headcount By Age, Median & Average Age	
College	<18	18-19	20-21	22-24	25-29	30-34	35-39	40-49	50-64	≥65	Unknown	
Casper												
Central												
Eastern												
LCCC												
Northwest												
NWCCD												
Western												
Total												
Percent												
Average Age*	Casper	Central	EWC	LCCC	Northwest	NWCCD	Western	Systemwide	* Students with unknown age and do not self-identify as male or female are excluded from these calculations			
Men												
Women												
Full-time												
Part-time												
Median Age*												
Men												
Women												
Full-time												
Part-time												

Source: Wyoming Community College Commission Date:

**Wyoming Community College System
Term - Year Enrollment Report**

Table 3

WYOMING COMMUNITY COLLEGE SYSTEM								Credit Headcount* by Gender	
Gender	Casper	Central	Eastern	LCCC	Northwest	NWCCD	Western	Total	Percent
Men									
Women									
Total									

* These data do not reflect those not reported as male or female.

Source: Wyoming Community College Commission Date:

Table 4

WYOMING COMMUNITY COLLEGE SYSTEM								Credit Headcount by Residency			
County	Casper	Central	Eastern	LCCC	NWC	NWCCD	Western	County Total	County% In-state Enrollment	County Pop.**	Credit Students as % of Pop.
Albany				<u>BLUE</u>						37,956	
Big Horn					<u>BLUE</u>					12,022	
Campbell						<u>BLUE</u>				49,220	
Carbon							<u>BLUE</u>			15,559	
Converse			<u>BLUE</u>							14,236	
Crook			<u>BLUE</u>							7,444	
Fremont		BOLD								40,315	
Goshen			BOLD							13,383	
Hot Springs		<u>BLUE</u>								4,741	
Johnson						<u>BLUE</u>				8,585	
Laramie				BOLD						97,121	
Lincoln							<u>BLUE</u>			18,722	
Natrona	BOLD									82,178	
Niobrara			<u>BLUE</u>							2,542	
Park					BOLD					29,228	
Platte			<u>BLUE</u>							8,812	
Sheridan						BOLD				30,009	
Sublette							<u>BLUE</u>			9,899	
Sweetwater							BOLD			44,626	
Teton		<u>BLUE</u>								23,125	
Uinta							<u>BLUE</u>			20,822	
Washakie					<u>BLUE</u>					8,328	
Weston			<u>BLUE</u>							7,234	
In Tax District											
<u>In Service Area</u>											
Out of Service Area											
Total In-State											
* Border States											
*** All Other States											
International											
Total											
% In Service Area											
% Out of Service Area											
% In-State											
% Border States											
% All Other States											
% International											

** Most Recently Published
US Census Bureau Estimate
Total Wyoming Population 586,107
<http://www.census.gov/quickfacts/table>

Percent of Total In-State
Students to State Population 0.00%

* Border states include Colorado, Utah, Idaho, Montana, South Dakota and Nebraska

*** All Other States totals include "unspecified" students and US Territories

Source: Wyoming Community College Commission Date:

**Wyoming Community College System
Term- Year Enrollment Report**

Table 5

WYOMING COMMUNITY COLLEGE SYSTEM								Credit FTE by Residency
County	Casper	Central	Eastern	LCCC	Northwest	NWCCD	Western	County Total
Albany				<u>BLUE</u>				
Big Horn					<u>BLUE</u>			
Campbell						<u>BLUE</u>		
Carbon							<u>BLUE</u>	
Converse			<u>BLUE</u>					
Crook			<u>BLUE</u>					
Fremont		BOLD						
Goshen			BOLD					
Hot Springs		<u>BLUE</u>						
Johnson						<u>BLUE</u>		
Laramie				BOLD				
Lincoln							<u>BLUE</u>	
Natrona	BOLD							
Niobrara			<u>BLUE</u>					
Park					BOLD			
Platte			<u>BLUE</u>					
Sheridan						BOLD		
Sublette							<u>BLUE</u>	
Sweetwater							BOLD	
Teton		<u>BLUE</u>						
Uinta							<u>BLUE</u>	
Washakie					<u>BLUE</u>			
Weston			<u>BLUE</u>					
In Tax District								
<u>In Service Area</u>								
Out of Service Area								
Total In-State								
* Border States								
** All Other States								
International								
Total								
% In Tax District								
% In Service Area								
% Out of Service Area								
% In-State								
% Border States								
% All Other States								
% International								
* Border states include Colorado, Utah, Idaho, Montana, South Dakota and Nebraska								
** All Other States totals include "unspecified" students and US Territories								
Source: Wyoming Community College Commission								Date:

**Wyoming Community College System
Term - Year Enrollment Report**

Table 6

WYOMING COMMUNITY COLLEGE SYSTEM								Headcount by Credit Hours	
Credit Hours	Casper	Central	Eastern	LCCC	Northwest	NWCCD	Western	Total	Percent
Under 1									
1									
2									
3									
Sub Total									
4									
5									
6									
Sub Total									
7									
8									
9									
Sub Total									
10									
11									
12									
Sub Total									
13									
14									
15									
Sub Total									
16									
17									
18									
Sub Total									
19									
20									
21									
Sub Total									
Over 21									
Total									

Source: Wyoming Community College Commission

Date:

**Wyoming Community College System
Term- Year Enrollment Report**

Table 7

WYOMING COMMUNITY COLLEGE SYSTEM									
*** Credit Headcount by Program of Study									
College	Full-Time			Part-Time			Total		
	* Transfer Preparation	**Career & Technical Education (CTE)	Not Seeking Degree or Certificate	* Transfer Preparation	**Career & Technical Education (CTE)	Not Seeking Degree or Certificate	* Transfer Preparation	**Career & Technical Education (CTE)	Not Seeking Degree or Certificate
Casper									
Central									
Eastern									
LCCC									
Northwest									
NWCCD									
Western									
Total									
Percent									
Full-time/Part-time Percent									
<p>*Transfer Preparation programs provide students with the first two years of an education sequence designed to transition to a Bachelor's Degree program. Programs generally lead to an AA, AB, AFA or AS degree.</p> <p>**Career Technical programs are designed to prepare students for entry into a specific occupational area or advancement in the workplace immediately upon completion/graduation. Programs generally lead to Certificates or an ADN or AAS degree.</p> <p>***This table reflects enrollment based on students' declared program of study. Duplication may occur since students may declare more than one program.</p>									
Source: Wyoming Community College Commission				Date:					

Table 7B

WYOMING COMMUNITY COLLEGE SYSTEM									
*** Full-time Equivalent Headcount by Program of Study									
College	Full-Time			Part-Time			Total		
	* Transfer Preparation	**Career & Technical Education (CTE)	Not Seeking Degree or Certificate	* Transfer Preparation	**Career & Technical Education (CTE)	Not Seeking Degree or Certificate	* Transfer Preparation	**Career & Technical Education (CTE)	Not Seeking Degree or Certificate
Casper									
Central									
Eastern									
LCCC									
Northwest									
NWCCD									
Western									
Total									
Percent									
Full-time/Part-time Percent									
<p>*Transfer Preparation programs provide students with the first two years of an education sequence designed to transition to a Bachelor's Degree program. Programs generally lead to an AA, AB, AFA or AS degree.</p> <p>**Career Technical programs are designed to prepare students for entry into a specific occupational area or advancement in the workplace immediately upon completion/graduation.</p> <p>***This table reflects enrollment based on students' declared program of study. Duplication may occur since students may declare more than one program.</p>									
Source: Wyoming Community College Commission				Date:					

**Wyoming Community College System
Term - Year Enrollment Report**

Table 8

WYOMING COMMUNITY COLLEGE SYSTEM							Level of Instruction	
College	Full-Time Equivalency						Distance	Total
	Level I		Level II		Level III			
Casper								
Central								
Eastern								
LCCC								
Northwest								
NWCCD								
Western								
Total								
Level I = Lecture, Level II = Laboratory, Level III = High Technology, Distance = Faculty & Student do not meet face to face								
Source: Wyoming Community College Commission							Date:	

Table 9

WYOMING COMMUNITY COLLEGE SYSTEM								Ten-Year History of Headcount	
Fall Term	Casper	Central	Eastern	LCCC	Northwest	NWCCD	Western	Total	Percent Change
2006									N/A
2007									
2008									
2009									
2010									
2011									
2012									
2013									
2014									
2015									
2016									
10-Year Change									
5-Year Change									
1-Year Change									
Source: Wyoming Community College Commission								Date:	

**Wyoming Community College System
Term - Year Enrollment**

Table 10

WYOMING COMMUNITY COLLEGE SYSTEM									Ten-Year History of FTE Enrollment	
Fall Term	Casper	Central	Eastern	LCCC	Northwest	NWCCD	Western	Total	Percent Change	
2006										
2007										
2008										
2009										
2010										
2011										
2012										
2013										
2014										
2015										
2016										
10-Year Change										
5-Year Change										
1-Year Change										

Source: Wyoming Community College Commission

Date:

Table 11

WYOMING COMMUNITY COLLEGE SYSTEM								Credit Headcount by Race/Ethnicity	
Race/Ethnicity	Casper	Central	Eastern	LCCC	Northwest	NWCCD	Western	Race/Ethnicity	
								Total	Percent
Hispanic of any Race Non Resident Alien									
Asian									
Native Hawaiian or Pacific Islander									
Black or African American									
White									
Two or More Races									
American Indian or Alaskan Native									
Unknown									
Total									

Source: Wyoming Community College Commission

Date:

**Wyoming Community College System
Term - Year Enrollment**

WYOMING COMMUNITY COLLEGE SYSTEM			Student/Faculty Ratio
College	* Faculty FTE	**Credit FTE	Ratio
Casper			
Central			
Eastern			
LCCC			
Northwest			
NWCCD			
Western			
Total			
* FTE Faculty = Full-Time +1/3 Part-Time, Institutional Only			
** Excludes concurrent students			
Source: Wyoming Community College Commission			

Table 13

WYOMING COMMUNITY COLLEGE SYSTEM								*First Time Headcount Enrollment
College	First Time Full-Time				First Time Part-Time			
	** Transfer Preparation	***Career & Technical Education (CTE)	Not Seeking Degree or Certificate	Total	** Transfer Preparation	***Career & Technical Education (CTE)	Not Seeking Degree or Certificate	Total
Casper								
Central								
Eastern								
LCCC								
Northwest								
NWCCD								
Western								
Total								
Percent								
<p>* "First-time" refers to a student who has no postsecondary experience. It also includes students enrolled in the fall term who attended college for the first time in the prior summer term and students with college credits earned before graduation from high school. (IPEDS)</p> <p>**Transfer Preparation programs provide students with the first two years of an education sequence designed to transition to a Bachelor's Degree program. Programs generally lead to an AA, AB, AFA or AS degree.</p> <p>***Career Technical programs are designed to prepare students for entry into a specific occupational area or advancement in the workplace immediately upon completion/graduation. Programs generally lead to Certificates or an ADN or AAS degree.</p> <p>This table reflects enrollment based on students' declared program of study. Duplication may occur since students may declare more than one program.</p>								
Source: Wyoming Community College Commission						Date:		

**Wyoming Community College System
Term -Year Enrollment Report**

Table 14

Table 14							
WYOMING COMMUNITY COLLEGE SYSTEM	*Alternative Delivery Courses						
Enrollment and Credit Hours	Casper	Central	Eastern	LCCC	Northwest	Western	System Total
Concurrent Enrollment Headcount							
% of total students enrolled in Concurrent Enrollment credits							
Concurrent Enrollment student credit hours							
% of total student credit hours							
Dual Enrollment Headcount							
% of total students enrolled in 1 or more credits as Dual Enrollment							
Dual Enrollment student credit hours							
% of total student credit hours							
Distance Education Headcount							
% of total students enrolled in 1 or more distance education credits							
Distance Education student credit hours							
% of total student credit hours							
**Remedial Headcount							
% of total students enrolled in 1 or more remedial credits							
Remedial Math Headcount							
Remedial English Headcount							
Remedial student credit hours							
% of total student credit hours							
*Categories are not mutually exclusive. The same student could be enrolled in more than one of the above categories.							
**Remedial - credits from courses with a course number of less than 1000 and are not eligible for college credit.							Date:

**Wyoming Community College System
Term-Year Enrollment Report**

Table 15

WYOMING COMMUNITY COLLEGE SYSTEM								Audited Credit Courses	
	Casper	Central	Eastern	LCCC	Northwest	NWCCD	Western		
Courses Audited									
Credit Hours Audited									
Audit - term used when a student elects to take a class but does not wish to receive credit for the class.									
Source: Wyoming Community College Commission									
Date:									

Table 16

WYOMING COMMUNITY COLLEGE SYSTEM							Scope of Non-Credit Service Headcount		
College	Continuing Education Course Enrollment			Community Service Course Enrollment			Total Non-Credit Enrollment		
Casper									
Central									
Eastern									
LCCC									
Northwest									
NWCCD									
Western*									
Total									
* Non BOCES sites only									
Source: Wyoming Community College Commission									
Date:									

TAB 6



WYOMING COMMUNITY COLLEGES

Annual Accreditation Report

April 1, 2015 – March 31, 2016

**WYOMING COMMUNITY COLLEGE COMMISSION
2300 CAPITOL AVENUE
CHEYENNE, WYOMING 82002
(307) 777-7763
www.communitycolleges.wy.edu**

*Casper College • Central Wyoming College • Eastern Wyoming College • Laramie County Community College
Northwest College • Northern Wyoming Community College District • Western Wyoming Community College*

WYOMING COMMUNITY COLLEGE ACCREDITATION ACTIVITY

APRIL 1, 2015 – MARCH 31, 2016

This summary is provided in compliance with W.S. 21-18-202(e)(i), which requires the Wyoming Community College Commission (WCCC) to “report the findings of institutional and specialized accreditation studies.” Because continued North Central Association – Higher Learning Commission (HLC) institutional accreditation is reaffirmed for various periods of time and institutions applied for candidacy at various times in the past, each of the Wyoming community colleges is at a different phase of the on-going regional accreditation process. An HLC regional accreditation schedule is provided on page seven.

A schedule for specialized program accreditation status begins on page nine. Each Wyoming community college has at least one program with program accreditation agency affiliation.

ACCREDITATION BY THE HIGHER LEARNING COMMISSION (HLC)

The Higher Learning Commission is an independent corporation. The HLC is one of six regional institutional accreditors in the United States. The HLC accredits degree-granting post-secondary educational institutions in the North Central region. Institutional accreditation is a voluntary process that serves the critical purposes of quality assurance and institutional and program improvement. Colleges that are accredited by the HLC continually evaluate their overall institutions and programs in light of the criteria for accreditation set forth by the HLC.

THE CRITERIA FOR (HLC) ACCREDITATION **(January 1, 2013)**

The Criteria for Accreditation are the standards of quality by which the WCCC determines whether an institution merits accreditation or reaffirmation of accreditation. They are as follows:

Criterion One: Mission

The institution’s mission is clear and articulated publicly; it guides the institution’s operations.

Criterion Two: Integrity (Ethical and Responsible Conduct)

The institution acts with integrity; its conduct is ethical and responsible.

Criterion Three: Teaching and Learning (Quality, Resources, and Support)

The institution provides high quality education, wherever and however its offerings are delivered.

Criterion Four: Teaching and Learning (Evaluation and Improvement)

The institution demonstrates responsibility for the quality of its educational programs, learning environments, and support services, and it evaluates their effectiveness for student learning through processes designed to promote continuous improvement.

Criterion Five: Resources, Planning, and Institutional Effectiveness

The institution's resources, structures, and processes are sufficient to fulfill its mission, improve the quality of its educational offerings, and respond to future challenges and opportunities. The institution plans for the future.

PATHWAYS TO HLC REAFFIRMATION OF ACCREDITATION

The WCCC maintains processes for determining eligibility for accreditation, for achieving candidacy status, for achieving initial accreditation, and for maintaining accreditation. The WCCC is now replacing PEAQ with two new Pathways, the Standard Pathway and the Open Pathway. The AQIP Pathway will continue largely unchanged.

Standard Pathway

The Standard Pathway seeks to achieve the following goals:

- To reduce the reporting burden on institutions by utilizing as much information and data as possible from existing institutional processes and collecting them in electronic form as they naturally occur over time
- To enhance rigor by checking institutional data annually (Institutional Update) and conducting comprehensive evaluations twice in the ten-year cycle
- To integrate as much as possible all HLC processes and requests for data into the reaffirmation of accreditation cycle

The Standard Pathway is available to all accredited institutions at any time, unless the institution is on Probation or under a Show-Cause order, when it follows a separate process. Some institutions are limited to the Standard Pathway. Two comprehensive evaluations take place in a ten year cycle: one in Year 4 and one in Year 10. Both quality assurance and quality improvement are integrated into these comprehensive evaluations as well as Federal Compliance. In addition, the institution addresses quality assurance and improvement through interim monitoring, as required. In the Standard Pathway, both assurance and improvement are directly related to the Criteria for Accreditation.

The components of the comprehensive evaluation in the Standard Pathway are:

1. An Assurance Review;
2. An Improvement Review;
3. A review of Federal Compliance;
4. An on-site visit; and
5. If applicable, a multi-campus review

Open Pathway

The Open Pathway seeks to achieve the following goals:

- To enhance institutional value by opening the improvement aspect of accreditation so that institutions may choose Quality Initiatives to suit their current circumstances
- To reduce the reporting burden on institutions by utilizing as much information and data as possible from existing institutional processes and collecting them in electronic form as they naturally occur over time
- To enhance rigor by checking institutional data annually (Institutional Update) and conducting Assurance Reviews twice in the ten-year cycle
- To integrate as much as possible all HLC processes and HLC requests for data into the reaffirmation of accreditation cycle.

Two Assurance Reviews take place in the ten-year cycle; one in Year 4 and one in Year 10. The Year 4 review occurs asynchronously via the HLC's online Assurance System and without a visit. The Year 10 review also is conducted with the Assurance System but includes a visit to the campus, as noted below. Between Years 5 and 9 of the ten-year cycle, the institution proposes and completes a Quality Initiative which focuses on institutional innovation and improvement.

The components of the comprehensive evaluation in the Open Pathway are:

1. An Assurance Review;
2. A review of Federal Compliance;
3. An on-site visit; and
4. If applicable, a multi-campus review.

Academic Quality Improvement Program (AQIP) Pathway

The Academic Quality Improvement Program (AQIP) is one of several pathways leading to accreditation with the HLC. Others include the Open and Standard Pathways. AQIP differs from the other pathways in that it is premised on principles of continuous quality improvement, and its various processes and requirements are designed to assist institutions in achieving quality improvement, along with reaffirming the institution's accredited status with the HLC once every AQIP cycle. Many institutions have reported transforming their quality cultures since embarking on the AQIP Pathway. Federal compliance is reviewed.

WYOMING COMMUNITY COLLEGE HLC ACCREDITATION SUMMARIES

CASPER COLLEGE (OPEN PATHWAY)

Casper College is preparing for the 2018-2019 academic year reaffirmation of accreditation from the HLC by continuation of a quality initiative and development of an assurance argument. The quality initiative is being completed in the HLC facilitated Persistence & Completion Academy (cohort 3; data development track). The Casper College P&C team will reach the halfway point and will participate in the May 2016 midpoint roundtable academy event. Multiple campus teams are drafting the narrative and gathering evidence to complete the assurance argument in the online HLC reporting portal. The last HLC peer review visit (PEAQ) was in 2009. All progress reports requested from that visit have been successfully submitted.

CENTRAL WYOMING COLLEGE (AQIP PATHWAY)

Central Wyoming College (CWC) underwent a comprehensive re-affirmation visit under the Open Pathway in October, 2015. The college's accreditation status was subsequently re-affirmed by the HLC. As part of the re-affirmation, CWC was required to submit two interim monitoring reports. The first, due in April, 2016, asked the college to make adjustments to its credit hour policy and articulation agreements. That report was accepted by HLC and no further monitoring on those topics is required. The second monitoring report, due in October, 2017, concerns the assessment of student learning. The college is required to submit a variety of evidence of sustainable learning assessment systems.

Upon re-affirmation, CWC became eligible to choose its Accreditation Pathway, and elected to join the AQIP Pathway. CWC will participate in its first AQIP activities in the 2016-2017 academic year.

In August, 2015 CWC opened a new building in its Lander outreach location. Approval of the new location required a visit from HLC, which occurred in April, 2016. Official HLC approval of the new location is expected later in 2016.

Central Wyoming College continues to participate in HLC's 4-year Persistence and Completion Academy, which will conclude in 2018.

EASTERN WYOMING COLLEGE (OPEN PATHWAY)

Eastern Wyoming College (EWC) in Torrington was recommended for a ten-year reaccreditation following the HLC team visit in 2010. A focus visit was completed October 5-6, 2014 emphasizing improving ethnic diversity among students and staff. The Institutional Actions Council of the Higher Learning Commission concurred with the evaluation findings and affirmed that the institution is addressing the concerns related to diversity. Eastern Wyoming College has been accepted and is participating in the Higher Learning Commission Persistence and Student Completion Academy. The next comprehensive visit will be scheduled for 2020-2021.

LARAMIE COUNTY COMMUNITY COLLEGE (AQIP PATHWAY)

Laramie County Community College (LCCC) has participated in the Academic Quality Improvement Program (AQIP) to maintain its accreditation since 2006. As part of this participation, LCCC worked on several action projects during the reporting period. These are summarized below.

Through the project to Conduct an Environmental Scan of the Albany County Campus (ACC) Service Area, LCCC is examining stakeholders' educational and workforce development needs in Albany County and the City of Laramie. Results will be used to develop academic programming and services to meet those needs and to improve recruitment, retentions, and completions. This project will be completed in fall 2016.

LCCC is implementing the Student Planning module of the Colleague student information system during the 2015-2016 academic year. This module allows for electronic academic planning by students and advisors. As a result of this implementation (to be completed by September 2016), the advising/academic planning process will become more efficient and adaptable to students' ever-changing courses of action.

Through the project Develop an Institutional Projects Coordination Process, LCCC is establishing a formal, centralized process at the College for coordinating institutional projects. Its purpose is to systematically operationalize the Institution's strategic plan and advance the College's mission while making project management more effective and efficient at LCCC. The process will be fully implemented by the end of 2016.

The final project for 2015-16 is to Form a Technology Oversight Committee and Institutional Technology Plan. LCCC has established a new cross-functional committee to provide oversight and guidance for creating and implementing an institutional technology plan, which will be linked to the institution's strategic plan. The effect of this committee will be broad reaching, but most importantly it will create and enhance policies and procedures, which will guide the implementation of the new technology plan. The technology plan will be developed over the course of the next academic year.

NORTHERN WYOMING COMMUNITY COLLEGE DISTRICT (AQIP PATHWAY)

Northern Wyoming Community College District (NWCCD), serving Sheridan, Campbell, and Johnson counties, has participated in the Academic Quality Improvement Program (AQIP) form of accreditation with the HLC since 2005. The District recently received feedback on its third Systems Portfolio, submitted fall 2015, and the response was quite favorable. With the official process of reaffirmation of accreditation coming in 2018-2019, the institution will send a team to the Strategy Forum in November 2016 and prepare for the site visit in fall 2017.

The District continues to work on Action Projects. Two of our active projects, *Assessing General Education: A Re-Evaluation of Core Abilities* and *Developing and Implementing Writing Intensive Courses in NWCCD Curriculum*, are directly related to student learning. Our third active project, which is nearly complete, is *Developing a Process Addressing Alcohol, Drug and Sexual Assault Awareness*. The District has retired 19 projects.

NORTHWEST COLLEGE (STANDARD PATHWAY)

Northwest College (NWC) is fully accredited through 2018. The comprehensive PEAQ evaluation on November 15-17, 2010 resulted in recommendations in regard to assessment of student learning, governance, and planning. A focused visit in March 2013 resulted in a recommendation for no further reporting until the next scheduled comprehensive evaluation. The HLC has placed NWC into the Standard Pathway for reaffirmation.

WESTERN WYOMING COMMUNITY COLLEGE (AQIP PATHWAY)

Western Wyoming Community College (WWCC) in Rock Springs was accepted as a participant in the AQIP accreditation pathway in July, 2008. Reaffirmation of Accreditation through the AQIP Pathway is on an eight year cycle, with a comprehensive Systems Portfolio due twice in the cycle. Western submitted its first Systems Portfolio in May 2012; our second Systems Portfolio is due in June, 2017, and the process for completing that project is well underway. A leadership team attended the AQIP Strategy Forum in April, 2016, and designed an action project focused on employee onboarding and supervisor training. In accordance with AQIP requirements, and in a quest for continuous quality improvement, Western maintains a minimum of three active action projects during each academic year, with annual updates submitted to the HLC. Western was accepted into the HLC Persistence and Completion Academy in 2014, and these efforts will comprise one action project for the next few years. Additionally, in this past year, other action projects focused on Academic Rigor and a Redesign of our General Education. In the 2016-2017 academic year, we will continue our focus on the General Education Redesign project and the work of the Persistence and Completion project, as well as the new Employee Onboarding and Supervisor Training project.

DRAFT

HLC Accreditation Schedule

(Last updated April 2016)

References: 1. W.S. 21-18-202(e) (i) and (iii)	Last Comprehensive Visit	Concerns to be Addressed at next Assurance Filing	Reports	Focused Visit	Sanctions	Next Standard, Open, or AQIP Pathway Site Visit
Casper College	March 2009		Assurance Argument 8/31/18			2018-2019
Central Wyoming College	October 2015		Monitoring report on credit hours and articulation agreement submitted April, 2016. Monitoring report on Student Learning Assessment due Oct. 2017. Systems Portfolio due 2018-2019	Location change visit to Lander: April, 2016		2023-2024
Eastern Wyoming College	October 2010			2014		2020-2021
Laramie County Community College	July 2012		Systems Portfolio due 2018			2019-2020
Northwest College	November 2010			2013		2017-2018
Northern Wyoming Community College District	November 2010		Systems Portfolio submitted Nov 2015			2018-2019
Western Wyoming Community College	October 2013		Systems Portfolio due June 2017			2021-2022

SPECIALIZED PROGRAM ACCREDITATION

All seven community colleges offer credit programs which culminate in an Associate Degree or Certificate that are accredited by thirty-one accreditation agencies, associations, boards, commissions, councils, or societies, each specific to an individual program. The seven Wyoming community colleges have a total of 28 programs that have full accreditation status, and one program with “Associate Membership” status. The accreditation status of each of those 29 programs are documented below.

Intentionally Left Blank

DRAFT

Community College	<u>Casper College</u>	<u>Casper College</u>	<u>Casper College</u>	<u>Casper College</u>
Name of Program	Addictionology	Art	Business and Accounting	Dance
Name of Program Accreditor	National Addiction Studies Accreditation Commission	National Association of Schools of Art and Design	Association of Collegiate Business Schools and Programs	National Association of Schools of Dance
Date of Last Program Accreditor Action	2013	2009	2010	2013
Current Accreditation Status	Good Standing	Good Standing	Good Standing	Associate Membership
Current Sanctions	None	None	None	Standards review of dance coordinator's teaching load; update on assessment
Required Special Visit(s)	None	None	None	None
Upcoming Report(s) Including Type & Date	6/1/2016	None	Quality Assurance Report - 2016	None
Concerns Accreditor Requires to be Addressed	None	None	None	Teaching loads; Publication of Assessment in Student Handbook
Date of Next Reaccreditation	6/1/2016	2018-2019	2020	2018-2019

Community College	<u>Casper College</u>	<u>Casper College</u>	<u>Casper College</u>	<u>Casper College</u>
Name of Program	Nursing	Occupational Therapy Assistant	Paramedic Technology	Pharmacy Technology
Name of Program Accreditor	Accreditation Commission for Education in Nursing	Accreditation Council for Occupational Therapy Education	Commission on Accreditation of Allied Health Programs	American Society of Health System Pharmacists
Date of Last Program Accreditor Action	2011	2013	2016	2013
Current Accreditation Status	Good Standing	Good Standing	Good Standing	Good Standing
Current Sanctions	None	None	None	None
Required Special Visit(s)	None	None	None	None
Upcoming Report(s) Including Type & Date	None	N/A	Annual report 12/31/16	Mid-term report 2016
Concerns Accreditor Requires to be Addressed	None	None	None	None
Date of Next Reaccreditation	2019	2018-2019	2021	2019

Community College	<u>Casper College</u>	<u>Casper College</u>	<u>Casper College</u>	<u>Central Wyoming College</u>
Name of Program	Radiography	Respiratory Therapy	Theatre	Associate Degree Nursing Program
Name of Program Accreditor	Joint Review Committee on Higher Education in Radiologic Technology	Commission on Accreditation for Respiratory Care	National Association of Schools of Theatre	Accreditation Commission for Education in Nursing (ACEN)
Date of Last Program Accreditor Action	2016	2015	2010	March 2016
Current Accreditation Status	Good Standing	Good Standing	Good Standing	Good standing
Current Sanctions	None	None	None	None
Required Special Visit(s)	None	None	None	None
Upcoming Report(s) Including Type & Date	Annual	Annual report	None	A Substantive Change Prospectus report was submitted in April, 2016 for ACEN's approval of curriculum changes. Approval of the changes is expected later in 2016.
Concerns Accreditor Requires to be Addressed	None	None	None	A follow-up report was submitted in October 2015 addressing non-compliance with Standard Two: Faculty. The report was received, reviewed and accepted by ACEN and the associated sanctions were removed. No further monitoring is required in this area.
Date of Next Reaccreditation	2024-2025	2024-2025	2020-2021	Spring 2021

Community College	<u>Eastern Wyoming College</u>	<u>Eastern Wyoming College</u>	<u>Laramie County Community College</u>	<u>Laramie County Community College</u>
Name of Program	Veterinary Technology	Welding and Joining Technology	Concurrent Enrollment	Dental Hygiene
Name of Program Accreditor	American Veterinary Medical Association	American Welding Society	National Alliance of Concurrent Enrollment Partnerships (NACEP)	Commission on Dental Accreditation (CODA)
Date of Last Program Accreditor Action	October 2015	April 2015	April 2016	June 2010
Current Accreditation Status	Full	Full	Initial Accreditation	Approval without reporting requirements
Current Sanctions	None	None	None	None
Required Special Visit(s)	None	None	None	None
Upcoming Report(s) Including Type & Date	None	None	Annual Report	Self-study 2016
Concerns Accreditor Requires to be Addressed	None	None	None	None
Date of Next Reaccreditation	2017	2018	2022	2017

Community College	<u>Laramie County Community College</u>	<u>Laramie County Community College</u>	<u>Laramie County Community College</u>	<u>Laramie County Community College</u>
Name of Program	Diagnostic Medical Sonography	EMS - Paramedic	Nursing	Physical Therapist Assistant
Name of Program Accreditor	Commission on Accreditation of Allied Health Education Programs (CAAHEP)	Commission on Accreditation of Allied Health Education Programs (CAAHEP/CoAEMSP)	Accrediting Commission for Education in Nursing (ACEN)	Commission on Accreditation in Physical Therapy Education (CAPTE)
Date of Last Program Accreditor Action	Spring 2014	May 2015	March 2012	February 2015
Current Accreditation Status	Continuing Accreditation	Continuing Accreditation	Continuing Accreditation	Continuing Accreditation
Current Sanctions	None	None	None	None
Required Special Visit(s)	None	None	None	None
Upcoming Report(s) Including Type & Date	Annual Report	Self-study 2020	Annual Report	Annual Report
Concerns Accreditor Requires to be Addressed	None	None	None	None
Date of Next Reaccreditation	2019	2020	Fall 2019	June 2025

Community College	<u>Laramie County Community College</u>	<u>Laramie County Community College</u>	<u>Northern Wyoming Community College District</u>	<u>Northern Wyoming Community College District</u>
Name of Program	Radiography	Surgical Technology	Dental Hygiene	Nursing
Name of Program Accreditor	Joint Review Committee on Education in Radiologic Technology (JRCERT)	Commission on Accreditation of Allied Health Education Programs (CAAHEP)	American Dental Association Commission on Dental Accreditation (ADA, CODA)	Accreditation Commission for Education in Nursing (ACEN)
Date of Last Program Accreditor Action	Fall 2008	Fall 2013	April 21, 2010	March 13, 2014
Current Accreditation Status	Continuing Accreditation	Continuing Accreditation	Approval without reporting requirements	Continuing Accreditation Accepted Follow-up Report
Current Sanctions	None	None	None	None
Required Special Visit(s)	None	None	None	None
Upcoming Report(s) Including Type & Date	Annual Report	Annual Report	Annual CODA Survey September 2016. Self-Study Document February 2017	None
Concerns Accreditor Requires to be Addressed	None	None	None	None Current
Date of Next Reaccreditation	2016	2023	April 25-26, 2017	Spring 2019

Community College	<i>Northwest College</i>	<i>Northwest College</i>	<i>Northwest College</i>
Name of Program	Art (Associate of Arts)	Music (Associate of Arts)	Nursing (Associate of Applied Science)
Name of Program Accreditor	National Association of Schools of Art & Design (NASAD)	National Association of Schools of Music (NASM)	Accreditation Commission for Education in Nursing, formerly NLNAC (ACEN)
Date of Last Program Accreditor Action	November 13, 2014	2012	July 15, 2014
Current Accreditation Status	Accredited Institutional Member in good standing	Accredited Institutional Member in good standing	Full Accreditation
Current Sanctions	None	None	None
Required Special Visit(s)	None	None	None
Upcoming Report(s) Including Type & Date	Annual HEADS data survey (due January)	Annual HEADS data survey (due January) and on-going follow-up on acoustic remedies to the Nelson Performing Arts building as specified in the 2012 self-study memo	Annual Report
Concerns Accreditor Requires to be Addressed	None	None	None
Date of Next Reaccreditation	November 2019	2021-22	Fall 2019

Community College	<u>Western Wyoming Community College</u>	<u>Western Wyoming Community College</u>
Name of Program	Associate Degree in Nursing	Automotive
Name of Program Accreditor	Accreditation Commission for Education in Nursing (ACEN)	National Automotive Technicians Education Foundation (NATEF)
Date of Last Program Accreditor Action	February 3-5, 2015	September 1, 2011
Current Accreditation Status	Full Accreditation	In Good Standing
Current Sanctions	None	None
Required Special Visit(s)	None	None
Upcoming Report(s) Including Type & Date	Annual Report due in October	None
Concerns Accreditor Requires to be Addressed	None	None
Date of Next Reaccreditation	Spring 2020	September 2016

TAB 7

2016 Annual Partnership Report

The 2015-2016 Annual Partnership Report, is available electronically at:

<https://www.communitycolleges.wy.edu/Data/Sites/1/commissionFiles/publications/reports/partnership/partnership.report.2016.draft.pdf>

TAB 8



WYOMING COMMUNITY COLLEGE COMMISSION

2300 CAPITOL AVE, 5TH FLOOR
CHEYENNE, WY 82002

To the Joint Education Interim Committee
[Pursuant to W.S. 21-20-201 Section 1, (e)]

10/01/16 Report on Post Secondary Education Options Program

Introduction

The legislature has directed the Wyoming Community College Commission (WCCC) to develop a report to the Joint Interim Education Committee, the community colleges, the Wyoming Department of Education (WDE) and the University of Wyoming (UW) on statewide, post secondary education options program revenues, expenditures, and student participation and completion.

Senate Enrolled Act 52 (2010 Budget Session), hereafter referred to as SEA-52, amended the Postsecondary Education Options Program Act (PEOP) to mandate that high schools, post secondary institutions, UW and community colleges, enter into agreements regarding dual and concurrent enrollment programs.

The Consensus Council, created under SEA-52 in collaboration with stakeholders, requested that the WCCC Academic Affairs Council (AAC) design a template for a Memorandum of Understanding (MOU) for both concurrent enrollment and for dual enrollment, to be used statewide by all school districts, and community college partners. These two common MOU templates were designed, and first utilized for, the 2010-2011 academic year by the school districts and the seven community colleges. There are concurrent enrollment and/or dual enrollment MOUs between all 48 school districts and at least one of the seven community colleges or UW. Academic year 2013-2014 marked the first year all school districts had such an MOU.

SEA-52 amended the PEOP Act requiring the annual reporting of student enrollment, finances and completion data by school districts, BOCHES, BOCES, community colleges and UW.

Note: Information for this report is obtained by many different sources including UW, the seven community colleges, WDE (who obtain their information from Wyoming school districts) and the Wyoming BOCES/BOCHES. This report, since its inception, has shown inconsistencies in data received, as it does this year. The community colleges report in the same manner, using the same formulas and templates, and their data can be validated. However, data outside of the community college system cannot be validated by the WCCC. While there is confidence in community college data, the same level of confidence is not present with school district data as there are obvious discrepancies and missing

pieces. Therefore, it is necessary to identify data discrepancies either via footnotes, modifications to charts or detailed on the last page of the report and to note the WCCC’s position of reporting data provided from multiple agencies, some of which cannot be validated.

Enrollment and Completion (Community Colleges)

College and UW Unduplicated Headcounts and Credit Hour Enrollment Concurrent and Dual Enrollment							
Academic Year	College	Headcount Number		Credit Hours			
		CE Headcount	DE Headcount	CE Credit Hour	DE Credit Hour	CE Credit Hours Completed	DE Credit Hours Completed
2015-2016	CC	617	315	2780	2430.75	2475	1924.75
2015-2016	CWC	807	152	6173	990	5988	862
2015-2016	EWC	946	210	8541	1043	8334	967
2015-2016	LCCC	749	261	2768	1137	2381	985
2015-2016	NWC	358	191	1967	1208.5	1878	1066.5
2015-2016	NWCCD	1419	219	8013	1639	7274	1337
2015-2016	WWCC	726	700	3904	4140	3777	3680
2015-2016	UW	22	20	88	132	88	128
State Totals		5,645	2,162	34,234	12,720.25	32,195	10,950.25

Concurrent Enrollment:

The seven community colleges and UW partnered with Wyoming’s school districts during the 2015-2016 academic year to provide concurrent enrollment courses to 5,645 students. These students enrolled in 34,098 credit hours and completed 32,195 credit hours. Concurrent enrollment courses are taught by high school faculty who meet each college’s qualifications to teach the specific courses offered.

Availability of a concurrent course is dependent upon the qualifications of high school faculty members to teach specific courses and the school district’s decision to accept specific college course credit toward high school graduation.

Dual Enrollment:

During the 2015-2016 academic year, 19 of Wyoming’s 48 school districts recognized dual enrollment course enrollments to meet high school graduation requirements. During that same academic year, the community colleges and UW reported 2,162 students registered for 12,703.25 credit hours and completed 10,950.25 credit hours. UW offered dual enrollment to high school students at one school district. Wyoming’s public community colleges offer all freshman and sophomore college courses as options for school districts to select from as dual enrollment opportunities for high school students. Availability of a specific dual enrollment course is dependent upon access to the course through either

face-to-face instruction or distance education. The decision to accept a specific college course to meet high school graduation requirements, is made by the school district.

Distance Dual Credit:

The seven community colleges and UW partnered with school districts during the 2015-2016 academic year to offer distance dual credits. A total of 1,073 students took 5,458 credit hours of distance education and completed 4,499 of them. The seven community colleges offer over 700 online course sections which are all available as dual enrollment courses.

Finance (Community Colleges - Revenue)

College Revenue and Expenditures for Concurrent and Dual Enrollment							
Academic Year	College	Revenue					
		CE School District	CE BOCES/BOCHES	CE Total (All Revenue Sources)	DE School District	DE BOCES/BOCHES	DE Total (All revenue sources)
2015-2016	CC	\$7,700	\$284,035	\$305,800		\$248,075	\$267,085
2015-2016	CWC	\$106,066	\$129,000	\$235,066		\$120,120	\$122,493
2015-2016	EWC	\$819,797		\$819,797	\$47,459		\$47,459
2015-2016	LCCC	\$218,290		\$218,290	\$45,550		\$45,550
2015-2016	NWC	\$199,545		\$199,545	\$23,068	\$1,653	\$24,721
2015-2016	NWCCD	\$874,040		\$874,040		\$93,140	\$93,140
2015-2016	WWCC	\$312,761		\$213,761		\$79,779	\$438,245
2015-2016	UW			\$4,400	\$20,810		\$26,750
System Totals		\$2,538,199	\$413,035	\$2,870,699	\$136,887	\$542,767	\$1,065,443

Intentionally Left Blank

Finance (Community Colleges - Expenditures)

Academic Year	College	Expenditures			
		Total CE Payment to School District	CE Expenditures Total *	Total DE Payment to School District	DE Expenditures Total **
2015-2016	CC	\$7,700	\$100,210	\$0	\$811,609
2015-2016	CWC	\$0	\$697,549	\$0	\$120,120
2015-2016	EWC	\$1,032,671	\$1,521,808	\$47,459	\$308,264
2015-2016	LCCC	\$218,290	\$452,332	\$126,950	\$425,874
2015-2016	NWC	\$199,545	\$333,427	\$0	\$480,121
2015-2016	NWCCD	\$912,466	\$1,238,378	\$169,374	\$490,744
2015-2016	WWCC	\$312,761	\$560,232	\$343,620	\$1,019,196
2015-2016	UW*	\$0	\$0	\$0	\$0
System Totals		\$2,683,433	\$4,206,387	\$787,644	\$3,655,928

*UW does not track expenditures by course

**Community college concurrent enrollment expenditures include student services expenses prorated by credit hours taken by concurrent enrollment students. Community college dual enrollment expenditures include student services and instructional expenses prorated by credit hours taken by dual enrollment students

Finance (BOCES/BOCHES)

Academic Year	BOCES/BOCHES**	Total Payments to Community College		Total Payments to School District		Payment Directly to Vendor or Employee	
		CE	DE	CE	DE	CE	DE
2015-2016	Carbon County School District # 2	\$11,567.00	\$40,661.00			\$4,229.00	\$16,629.69
2015-2016	Carbon County Higher Education Center		\$46,169.00		\$46,169.00		
2015-2016	Central Wyoming BOCES	\$292,050.00	\$211,888.00			\$33,857.00	\$95,954.00
2015-2016	Central Wyoming College BOCHES	\$129,000.00	\$120,120.00			\$177,927.67	\$34,758.94
2015-2016	Eastern Wyoming BOCES					\$322,780.44	
2015-2016	Fremont County BOCES	\$0					

Academic Year	BOCES/BOCHES	Total Payments to Community College		Total Payments to School District		Payment Directly to Vendor or Employee	
		CE	DE	CE	DE	CE	DE
2015-2016	Gillette BOCHES		\$94,046.20				
2015-2016	Lovell BOCES (Big Horn Cty School Dist # 2)						
2015-2016	Oyster Ridge BOCES		\$8,627.00			\$13,929.86	
2015-2016	Sweetwater BOCES						
2015-2016	Teton County BOCES						
2015-2016	Uinta BOCES # 1		\$6738.25	\$1500.00		\$7164.76	
2015-2016	Uinta County BOCES SD #4 & #6 (Valley Learning Center)			\$2099.09	\$9930.28		
2015-2016	Sublette BOCES	\$14,940.00	\$44,014.00			\$3,561.00	\$39,790.00
2015-2016	Western Sublette 9 BOCES		\$364.00	\$25,845.00			
2015-2016	Total	\$447,557.00	\$572,627.45	\$29,444.09	\$56,099.28	\$563,449.73	\$187,131.94
	(Did not report)						

**BOCES/BOCHES which are blank did not provided data to the WCCC for this report.

Four BOCES or BOCHES provided \$447,557.00 to community colleges to support concurrent enrollment and three provided \$29,444.09 to school districts supporting concurrent enrollment. Nine BOCES or BOCHES reported they provided \$572,627.45 to community colleges, and two BOCES or BOCHES provided \$56,099.28 to school districts to support dual enrollment.

Seven community colleges reported receiving \$2,538,199.00 from school districts for concurrent enrollment courses and four community colleges reported receiving \$136,887.00 for dual enrollment courses from school districts. Six community colleges reported paying \$2,683,433 to school districts for concurrent enrollment related expenses. Two community colleges received \$413,035 from BOCES or BOCHES for concurrent enrollment courses. Five community colleges reported receiving \$542,767.00 from BOCES or BOCHES for dual enrollment courses. UW was not able to provide fiscal information related to dual enrollment as they do not track expenditures by course.

Six community colleges reported concurrent enrollment expenditures of \$4,206,387.00 and those community colleges reported total concurrent enrollment revenue of \$2,870,699.00. Also, seven community colleges reported dual enrollment expenditures of \$3,655,928.00 as well as total revenue for dual enrollment of \$1,065,443.00.

Enrollment and Completion (School Districts)

Unduplicated Concurrent and Dual Enrollment Headcounts by School District **			
District Name	Unduplicated Concurrent Enrollment Headcounts	Unduplicated Dual Enrollment Headcounts	Total District Enrollment
Albany # 1	133		133
Big Horn # 1	11		11
Big Horn # 2	66		66
Big Horn # 3	64		64
Big Horn # 4	14		14
Campbell # 1	82		82
Carbon # 1	70		70
Carbon # 2		62	62
Converse # 1	365		365
Converse # 2	37		37
Crook # 1	156		156
Fremont # 1	153	7	160
Fremont # 2	7	13	20
Fremont # 6	27	21	48
Fremont # 14	22	32	54
Fremont # 21	7	2	9
Fremont # 24	62	13	75
Fremont # 25	286	36	322
Fremont # 38			0
Goshen # 1	195	76	271
Hot Springs # 1	48	42	90
Johnson # 1	248		248
Laramie # 1	529		529
Laramie # 2	153		153
Lincoln # 1	22		22
Lincoln # 2	258	3	261
Natrona # 1	498	214	712
Niobrara # 1	23		23
Park # 1	136		136
**Park # 6			0
Park # 16	15	12	27
Platte # 1	287	19	306
Platte # 2	47		47
Sheridan # 1	103	52	155
Sheridan # 2	386		386
Sheridan # 3	5		5
Sublette # 1	61		61
Sublette # 9		32	32
Sweetwater # 1			0
Sweetwater # 2	36	95	131
Teton # 1	122		122

Unduplicated Concurrent and Dual Enrollment Headcounts by School District **			
District Name	Unduplicated Concurrent Enrollment Headcounts	Unduplicated Dual Enrollment Headcounts	Total District Enrollment
Uinta # 1	124	1	125
Uinta # 4	40		40
Uinta # 6	55		55
Washakie # 1	68		68
Washakie # 2	2		2
Weston # 1	215		215
Weston # 7	33	11	44
Total	5,271	743	*6,014
	Reported enrollment but no expenditures/revenue		
	Reported expenditures/revenue but no enrollment or reported neither		

*Total District Enrollment may include students who are enrolled both as Concurrent and Dual and therefore may be duplicated in this total

** Park County # 6 notes no enrollments but community college data indicates significant enrollment

School districts reported concurrent enrollment of 5,271 students as opposed to the total enrollment by community colleges and UW of 5645 for concurrent enrollment. The school districts reported 743 dual enrollment students as opposed to the community colleges and UW who reported 2,162.

Finance (School Districts)

School District Concurrent and Dual Enrollment Revenues and Expenditures							
Academic Year	District Name	Revenue		Expenditures			
		School District Dual Enrollment Revenue	School District Concurrent Enrollment Revenue	**Dual Payment WY College/ University	Dual Enrollment Expenditures (All Categories)	**Concurrent Payment WY College/ University	Concurrent Enrollment Expenditures (All Categories)
2015-2016	Albany #1						
2015-2016	Big Horn #1		\$20,127.00		\$3791.00		\$20,127.00
2015-2016	Big Horn #2						
2015-2016	Big Horn #3						
2015-2016	Big Horn #4						
2015-2016	Campbell #1		\$304,605.00		\$1,266.00		\$304,605.00
2015-2016	Carbon #1		\$29,880.00				\$20,266.00
2015-2016	Carbon #2						
2015-2016	Converse #1						
2015-2016	Converse #2						

School District Concurrent and Dual Enrollment Revenues and Expenditures							
		Revenue		Expenditures			
Academic Year	District Name	School District Dual Enrollment Revenue	School District Concurrent Enrollment Revenue	**Dual Payment WY College/ University	Dual Enrollment Expenditures (All Categories)	**Concurrent Payment WY College/ University	Concurrent Enrollment Expenditures (All Categories)
2015-2016	Crook #1						
2015-2016	Fremont # 1						
2015-2016	Fremont # 2						
2015-2016	Fremont # 6						
2015-2016	Fremont #14						
2015-2016	Fremont #21						
2015-2016	Fremont #24						
2015-2016	Fremont #25						
2015-2016	Fremont #38						
2015-2016	Goshen #1		\$145,208.75		\$103,468.00		\$95,160
2015-2016	Hot Springs #1						
2015-2016	Johnson #1						
2015-2016	Laramie #1		\$299,126.00		\$17,113.00		\$173,263.00
2015-2016	Laramie #2		\$17,274.00				\$68,630.00
2015-2016	Lincoln #1						
2015-2016	Lincoln #2						
2015-2016	Natrona #1						
2015-2016	Niobrara #1		\$31,744.00				
2015-2016	Park # 1				\$28,254.00		\$1,458.00
2015-2016	** Park # 6						
2015-2016	Park #16		\$3,420.00		\$6,029.00		\$3,420.00
2015-2016	Platte #1		\$90,821.09				
2015-2016	Platte #2		\$12,011.00		\$3,267.00		\$12,011.00
2015-2016	Sheridan #1				\$19,943.00		\$91,095.00
2015-2016	Sheridan #2		\$186,060.00				\$186,060.00
2015-2016	Sheridan #3						
2015-2016	Sublette #1						
2015-2016	Sublette #9						
2015-2016	Sweetwater #1	\$32,260.50	\$115,425.80		\$38,227.00		\$63,225.00

School District Concurrent and Dual Enrollment Revenues and Expenditures							
		Revenue		Expenditures			
Academic Year	District Name	School District Dual Enrollment Revenue	School District Concurrent Enrollment Revenue	**Dual Payment WY College/ University	Dual Enrollment Expenditures (All Categories)	**Concurrent Payment WY College/ University	Concurrent Enrollment Expenditures (All Categories)
2015-2016	Sweetwater #2		\$6,225.00		\$12,680.00		\$6,225.00
2015-2016	Teton #1						
2015-2016	Uinta #1		\$64,540.00				\$69,736.00
2015-2016	Uinta #4	\$2,444.14	\$42,052.00		\$13,394.00		\$42,775.00
2015-2016	Uinta #6						
2015-2016	Washakie #1		\$25,798.00		\$1,419.00		\$28,503.00
2015-2016	Washakie #2						
2015-2016	Weston #1						
2015-2016	Weston #7						
	Total	\$34,704.64	\$1,394,317.60	\$0	\$248,851.00	\$0	\$1,186,559.00
		Reported enrollment but no expenditures/revenue					
		Reported expenditures/revenue but no enrollment or reported neither					

* WDE does not track what type of entity receives payments from school districts. For example, there is no designation for payments made to BOCES, community colleges, or UW, but simply whether the program was dual or concurrent
 ** Park County # 6 notes no revenue or expenditures but community college data shows significant enrollment

Sixteen school districts reported concurrent enrollment revenue of \$1,394,317.60. Sixteen school districts also reported paying the community colleges/UW \$1,186,559.00 for concurrent enrollment courses taught at their high schools. Two school districts reported dual enrollment revenue of \$34,704.64. Twelve school districts reported paying \$248,851.00 to the seven community colleges/UW to enroll their high school students in dual enrollment courses. It is worth noting 23 school districts reported enrollment but no revenue or expenditures and one school district reported no enrollment but revenue and expenditures.

Intentionally Left Blank

There are inconsistencies between the headcount and financial data provided to WDE by the school districts and headcount and financial information provided to the WCCC staff by the seven community colleges. WCCC staff did attempt to improve data quality, and some improvements were able to be obtained. For instance, Central Wyoming College staff were able to speak directly to school district staff to determine more accurate enrollment. Some other improvements to this report this year include:

- *For this 2015-2016 academic year, all 48 of Wyoming's school districts had MOUs with the seven community colleges for dual and/or concurrent agreements.*
- *Enrollment numbers for concurrent enrollment, reported by the community colleges and school districts, were much closer this year than in previous years.*
- *Students appear to be utilizing concurrent enrollment opportunities at a steady or increased rate year after year.*
- *This year, a process was identified which may improve data validation efforts in coming year and allow for increased time and communication between agencies providing data.*

Some challenges do remain however:

- *It was not possible to provide all reporting entities sufficient time or common protocols to facilitate each reporting entities' own reconciliation. WDE has noted time constraints collecting full academic year data due to reporting timelines for school districts. WDE is unable to provide full academic year data until late August each year. Once data is received from all entities and aggregated by early September, this does not allow time for entities to analyze discrepancies prior to the October 1 legislative deadline.*
- *The community colleges and UW reported concurrent enrollment headcount of 5645 while the school districts reported concurrent enrollment headcount of 5271.*
- *The community colleges and UW reported dual enrollment headcount of 2162 while the school districts reported 743 dual enrollment headcount.*
- *Twenty-three school districts reported enrollment but no related revenue or expenditures.*
- *One school district reported revenue and expenditures for dual and concurrent enrollment but no enrollment.*
- *Three BOCES/BOCHES did not report information to the WCCC for this report.*
- *It should be noted that students who are home schooled and who participate in dual or concurrent courses would not be counted by the school districts which could account for differences in counts between the entities.*

TAB 9

SUMMARY OF RULES CHANGES

The first set of emergency rules Commissioners approved became effective on June 21, 2016 and expire on October 18, 2016. The remaining steps in the regular rules process will start with the adoption of final rules at the October 19, 2016 meeting and could potentially run until January 2, 2017, the end of the time allowed for the governor to give final approval. We will make a state aid distribution to the colleges around December 15, 2016. It is possible that the final regular rules will be effective before those payments are due, but it is not guaranteed. For that reason, Commissioners will **adopt** a second set of **emergency rules** for chapters 1 and 5 as well as **final regular rules** for chapters 1, 2, 4, 5 and 7 at the October 19, 2016 meeting.

We did not receive any comments during the public comment period so there have been no changes to the draft rules, other than minor formatting corrections required by the Registrar of Rules.

A summary of the changes to each chapter is listed below. Copies of the rules have not been included in this packet but can be found at <http://www.communitycolleges.wy.edu/rules-and-statutes.aspx>.

Chapter 1 (emergency and final regular rules) - Changes in this chapter include the removal or clarification of the following definitions:

Removal: Annualized Full Time Equivalence in section 3

Clarification: Adult Basic Education, CIP code, credit completion, credit certificate, credit courses, and degree in section 3; certificate and credential in section 7

Chapter 2 (final regular rules) – Changes in this chapter include the removal of one reference to family literacy and changes to the rules on contested case hearings. The changes on hearings are included at the suggestion of the Attorney General’s office in order for the Commission to adopt the requirements of the Office of Administrative Hearings. This update is being required of all state agencies not authorized to perform their own adjudicating.

Chapter 4 (final regular rules) – Changes in this chapter remove the word “basic” in “adult basic education” references.

Chapter 5 (emergency and final regular rules) - Changes to this chapter include:

Section 3 and 4 – Updates to year references and changes to the funding allocation model in accordance with new performance metrics.

Section 7 – Update the due date for fall applications for the WY Adjunct Professor Loan Repayment program.

Section 9 – Removal of reference to family literacy and updates to scoring processes.

Section 11 – Updates to due dates for capital construction projects.

Chapter 7 (final regular rules) – Changes to this chapter include:

Section 4 – Updates on audit requirements.

Section 6 – Updates for name change of Institutional Research Committee to the Data Governance Institutional Research Council.

TAB 10

Wyoming Community College Commission

2300 Capitol Ave., 5th Floor, Suite B, Cheyenne WY 82002

Commissioners

Mr. Larry Atwell, Cheyenne
Ms. Charlene Bodine, Sheridan
Mr. Bruce Brown, Devils Tower
Ms. Katherine Dooley, Powell
Ms. Sherri Lovercheck, La Grange
Ms. Sandra Meyer, Evanston
Ms. Wendy Sweeny, Worland



Exofficio
Governor Matt Mead
State Superintendent Jillian Balow
Executive Director
Dr. James O. Rose

Phone: 307-777-7763
Fax: 307-777-6567
www.communitycolleges.wy.edu

Tuition Policy AY18 - AY23

I. Introduction

Funding for higher education in the State of Wyoming is a shared responsibility of the state, students, property owners and the colleges. The state assumes its share of this responsibility through its general fund appropriations; students, through tuition and fees; property owners, through local property tax levies; and the colleges, through management of efficiencies and generation of additional local revenue. The Wyoming Community College Commission plays a role in ensuring the state, students, and the colleges assume the appropriate level of responsibility through its mandate of setting tuition rates.

Tuition rates have a direct bearing on both student access and educational quality. A number of considerations go into establishing tuition rates, and this 6-year tuition policy preserves the Commission's accountability to Wyoming citizens for access while providing affordable, quality postsecondary educational opportunities.

II. Legal Foundation

Wyoming Constitution

Article 1, Section 023. Education

The right of the citizens to opportunities for education shall have practical recognition. The legislature shall suitably encourage means and agencies calculated to advance the sciences and liberal arts.

Article 7, Section 016. Tuition Free

The university shall be equally open to students of both sexes, irrespective of race or color; and, in order that the instruction furnished may be as nearly free as possible, any amount in addition to the income generated from its grants of lands and other sources above mentioned, necessary to its support and maintenance in a condition of

full efficiency shall be raised by taxation or otherwise, under provisions of the legislature.

Note: This Article of the Constitution applies to the University of Wyoming. The legislature may have interpreted this Constitutional provision for tuition to be “as nearly free as possible” when it crafted language in statutes that described the community colleges as “low tuition” institutions.

Wyoming Statute

The legislature stipulated in the 1991 Session Laws of Wyoming, Chapter 228, Section 3(a) that “Wyoming’s Community Colleges are low tuition, open access institutions...” Furthermore, the Wyoming Community College Commission was given the authority to determine tuition at the community colleges.

W.S. 21-18-202. Powers and duties of the commission.

- (a) The commission shall perform the following general functions:
 - (ii) Establish tuition rates for the community colleges

WCCC Rules

The Commission’s statutory authority to establish tuition rates for the community colleges is reflected in its agency Rules.

Chapter 3, General Functions

Section 4. Establishing Tuition Rates

- (a) The Commission shall establish tuition rates for the community colleges.
- (b) The Commission shall establish a long-range tuition policy (four to six years) and renew or alter it as needed.
- (c) The Commission may review tuition rates at any time and may address tuition rate changes on a short-term or emergency basis. At a minimum, tuition rates will be reviewed by each December.
- (d) The tuition rates may include recognition of differential program delivery costs.
- (e) In the event a commission-approved tuition rate results in an amount other than even dollars, the colleges will round down to the nearest whole dollar amount. This provision applies to in-state, out-of-state, and WUE enrollees.

In keeping with its statutory charge, a review of the current policy occurred on June 1 2016 and has resulted in this new policy.

- In-state tuition rate is \$89 per credit hour for in-state students, \$133 per credit hour for WUE (and Nebraska) students, and \$267 per credit hour for out-of-state and international students.
- Remove the tuition cap effective with the Fall 2017 term, tuition shall be charged for every credit hour taken during a given term.
- Tuition shall be set for 2-year periods that mirror the state’s biennial period, however, as stated in Commission Rules, Chapter 3, Section 4 (c), the Commission may change the rate in the interim.

- Tuition reviews, policy enhancements and/or changes, and tuition rate changes shall occur during the Commission’s annual March meeting and shall take effect during the next Fall term.
- Tuition reviews will no longer use:
 - Current average resident tuition and fees to be within two percent of current tuition and fees of WICHE states, less CA plus NE
 - Ratios of current average tuition and fees to Median Household Income.
 - Most recent percentage increase in tuition to be within two percent of the nation CPI for the most recent 12 months.

Future Consideration of Tuition Policy

Establish a range (percentile) for which tuition will address the actual cost of delivery of education. This may become the main pillar of tuition policy, agreeing that the cost or rate of credit hour tuition should be within some range (20-25%) of the actual cost of delivering that credit hour of education. Consider formally adopting a methodology using a cost model or other tool.

Review the possibility of establishing differing in-state tuition rates, one that reflects residence in a taxed county and one for residence in a non-taxed county.

Determine if having commission staff provide tuition comparators from neighboring states and UW is warranted to at least gauge how Wyoming community college tuition compares.

Fall 2015 Enrollment by Credit Hours- 13 and Over

Credit Hours	CC	Add'l Rev	CWC	Add'l Rev	EWC	Add'l Rev	LCCC	Add'l Rev	NWC	Add'l Rev	NWCCD	Add'l Rev	WWCC	Add'l Rev	SystemTotal	Total Add'l Rev
13	269	\$ 23,941	110	\$ 9,790	74	\$ 6,586	438	\$ 38,982	113	\$ 10,057	236	\$ 21,004	141	\$ 12,549	1,381	\$ 122,909
14	241	\$ 42,898	99	\$ 17,622	79	\$ 14,062	223	\$ 39,694	117	\$ 20,826	231	\$ 41,118	117	\$ 20,826	1,107	\$ 197,046
15	208	\$ 55,536	106	\$ 28,302	83	\$ 22,161	190	\$ 50,730	114	\$ 30,438	230	\$ 61,410	160	\$ 42,720	1,091	\$ 291,297
Sub-Total	718	\$ 122,375	315	\$ 55,714	236	\$ 42,809	851	\$ 129,406	344	\$ 61,321	697	\$ 123,532	418	\$ 76,095	3,579	\$ 611,252
16	196	\$ 69,776	97	\$ 34,532	81	\$ 28,836	247	\$ 87,932	175	\$ 62,300	221	\$ 78,676	161	\$ 57,316	1,178	\$ 419,368
17	157	\$ 69,865	67	\$ 29,815	66	\$ 29,370	122	\$ 54,290	131	\$ 58,295	127	\$ 56,515	136	\$ 60,520	806	\$ 358,670
18	116	\$ 61,944	52	\$ 27,768	70	\$ 37,380	59	\$ 31,506	81	\$ 43,254	74	\$ 39,516	107	\$ 57,138	559	\$ 298,506
19	72	\$ 44,856	34	\$ 21,182	18	\$ 11,214	49	\$ 30,527	64	\$ 39,872	24	\$ 14,952	68	\$ 42,364	329	\$ 204,967
20	35	\$ 24,920	29	\$ 20,648	22	\$ 15,664	16	\$ 11,392	46	\$ 32,752	18	\$ 12,816	36	\$ 25,632	202	\$ 143,824
21	33	\$ 26,433	13	\$ 10,413	11	\$ 8,811	7	\$ 5,607	19	\$ 15,219	10	\$ 8,010	35	\$ 28,035	128	\$ 102,528
22	11	\$ 9,790	9	\$ 8,010	3	\$ 2,670	6	\$ 5,340	14	\$ 12,460	5	\$ 4,450	27	\$ 24,030	75	\$ 66,750
>22	41	\$ 40,139	9	\$ 8,811	4	\$ 3,916	33	\$ 32,307	9	\$ 8,811	16	\$ 15,664	15	\$ 14,685	127	\$ 124,333
Sub-Total	661	\$ 347,723	310	\$ 161,179	275	\$ 137,861	539	\$ 258,901	539	\$ 272,963	495	\$ 230,599	585	\$ 309,720	3,404	\$ 1,718,946
Total	1,379	\$ 470,098	625	\$ 216,893	511	\$ 180,670	1,390	\$ 388,307	883	\$ 334,284	1,192	\$ 354,131	1,003	\$ 385,815	6,983	\$ 2,330,198

Total Headcount 3,849 2,194 1,846 4,288 1,754 4,370 3,293 21,594

TAB 11



LARAMIE COUNTY
COMMUNITY COLLEGE
Cheyenne | Laramie | Online

OFFICE OF THE PRESIDENT
Dr. Joe Schaffer

September 22, 2016

Wyoming Community College Commission
c/o Dr. Jim Rose, Executive Director
2300 Capitol Avenue, 5th Floor, Suite B
Cheyenne, WY 82002

RE: Authorization Request for Albany County Campus Classroom Expansion

Dear Commissioners and Dr. Rose:

On behalf of the Board of Trustees of Laramie County Community College (LCCC), it is my pleasure to submit to you the following request for authorization of LCCC's Albany County Campus classroom expansion and renovation. Over the past year, a hybrid Level I/II plan was completed that would address classroom and laboratory space deficiencies at LCCC's Albany County Campus (ACC). This plan was approved by the Board of Trustees at their September 21, 2016 meeting. This project will allow the ACC to transform an existing dry lab into a wet lab specifically for the delivery of science courses, while also adding two new classroom spaces to the existing facility - a multipurpose wet lab and a larger assembly and flexible classroom.

It is estimated the project will cost \$973,687.57. Funding for this project will come from ACC student fee fund balance currently on hand. The College will not be seeking state funding to assist with this project.

Further information pertaining to this project is included in the attached Level I/II plan. It is anticipated to be completed for the Fall of 2017.

In closing, the Board of trustees and I firmly believe this project clearly meets the *State's Interests* of an **educated citizenry, efficient and effective systems and accountability and improvement**. It addresses space deficiencies at the ACC and will open the doors to additional course offerings for high-demand science courses. Therefore, I would encourage the Commission's consideration and approval of this project. If I can answer any questions or provide additional information, please do not hesitate to let me know.

Sincerely,

Joe Schaffer, Ed.D.
President

c: LCCC Board of Trustees
Rick Johnson, LCCC Administration and Finance Vice President
Tim Macnamara, LCCC Physical Plant Director
Larry Buchholtz, WCCC Fiscal Operations Team Manager

Enc: LCCC AACC Level I/II Classroom Addition Study

TAB 12

Wyoming Community College Commission
Request for
New, Pilot or Revised Degree or Certificate

A. College: ___Northern Wyoming Community College District

B. Date submitted to WCCC: ___3/15/2016_____

C. Program

1. Request for:

___ New Program ___X___ Pilot Program ___ Revised Program

2. **Program Title:** ___Medical Assistant_____

3. Degree or Certificate to be awarded:

___ Degree: ___ AA ___ AS ___ AAS ___ Other

___X___ Certificate

4. Educational Pathway:

___ Energy ___ Construction ___ Hospitality ___ Technology ___X___ Health Care ___

other

5. Total number of credit hours: ___33_____

6. Suggested CIP (Classification of Instructional Program) code (6-digit):

___51.0801_____

7. Planned semester/year new program will begin: Fall 2016

8. Will any part of this program be provided by non-accredited vendor(s)?

___ YES (Provide details) ___X___ NO

9. Will all or part of this program be available to students via online or other distance education technologies?

___X___ At the start of the program? ___ Within three years of the start of the program? ___No

D. Program description as it will be included in college catalog:

(Type description here)

The Medical Assistant Certificate Program is an intense two semester course of study to prepare students to acquire the skills necessary for entry-level jobs in medical settings. Graduates will be prepared to work in ambulatory medical settings such as physicians' offices, clinics, and surgical centers; they function as members of the health care delivery team and perform administrative and basic clinical procedures. This program is offered on the Gillette campus only.

1. Expected Student learning outcomes from completion of the program:

Students will be able to:

1. Practice medical assisting according to established professional and ethical standards.
2. Demonstrate patient-centered professionalism.
3. Provide competent administrative services to patients.
4. Demonstrate clinical proficiency in the role of the medical assistant.

2. Program Layout by Semester

Pre-Requisites		Cr Hrs
Basic Math Requirement	(MATH 1000 or 1400)	3
ENGL 1010	English I	3
<i>TOTAL PRE-REQUISITES SEMESTER</i>		6
Fall Semester 1 st Year		Cr Hrs
MEDA 1505	Introduction to Medical Assisting	5
MEDA 1570	Medical Assisting Office Practicum	4
ZOO 2010	Human Anatomy & Physiology I	4
<i>TOTAL FALL SEMESTER</i>		13
Spring Semester 1 st Year		Cr Hrs
MEDA 1600	Medical Assisting Procedures	6
MEDA 1970	Medical Assisting Clinical Practicum	4
ZOO 2020	Human Anatomy & Physiology II	4
<i>TOTAL SPRING SEMESTER</i>		14
TOTAL PROGRAM CREDITS		33

E. New course prefixes, course credit hours and/or course numbers:

1. Recommended level of instruction (LOI) code if the community college is using a course prefix which is new to Wyoming public higher education institutions:

No new prefixes

Suggested level of instruction

2. New course prefixes have been coordinated:

with UW (transfer) Yes No Not Applicable

or WCCC (career technical) Yes No Not Applicable

F. New course descriptions:

1. The following are course descriptions for each new course in the program (include prefix, course number, title, credit hours and description):

MEDA 1505 - Introduction to Medical Assisting (5 credits)

This course gives the beginning medical assistant student a foundation in practice within a medical office. Students are introduced to the foundational concepts of professionalism and professional practice, law and ethics in health care, medical office administrative procedures, medical terminology, and medical office finances.

MEDA 1570 - Medical Assisting Office Practicum (4 credits)

This course is designed to give the beginning medical assistant student a foundation in practice within a medical office. Students complete 180 hours of practicum in a medical office setting and experience the administrative concepts of customer service, medical reception, medical business practices, establishing medical records, scheduling appointments, practice finances, and office etiquette.

MEDA 1600 - Medical Assisting Procedures (6 credits)

This course gives the medical assistant student an advancing foundation of practice theory within a medical office. Students are introduced to the clinical concepts of patient intake and discharge, preparation for the physical exam, collecting and processing specimens, medication administration, and assisting the provider with medical/surgical procedures.

MEDA 1970 - Medical Assisting Clinical Practicum (4 credits)

This course gives the medical assistant student an applied understanding of practice within a medical office. Students complete 180 hours of practicum in a medical office setting and experience the clinical concepts of patient intake and discharge, preparation for the physical exam, collecting and processing specimens, medication administration, and assisting the provider with medical/surgical procedures.

2. New course numbers and/or number of credit hours have been coordinated:

with UW (transfer) ___ Yes ___ No __X__ Not Applicable

or WCCC (career technical) __X__ Yes ___ No ___ Not Applicable

G.* Can this program be delivered by current faculty? If not, what are the plans, budget and timeline for bringing on needed instructors?

Not required for pilot program request.

H. Summary of input from and coordination with citizens, business and industry or k-12 education:

Health care employers in the area, including Campbell County Health, private physician offices, and other clinics have requested Gillette College offer a medical assistant program. Currently, the CCH education department is providing OJT for employees hired into like positions. Many who are hired have received no formal training prior to entering a “medical assistant” position in the community. CCH has committed that once a pipeline of Medical Assistant graduates are established they will only seek to hire those with a formal training completion. CCH indicates they currently hire approximately 10-12 new Medical Assistants annually—this does not account for area physician clinics, surgery centers, and other potential employers.

Positive feedback was obtained from the direct supervisors, the health facility education staff, and healthcare providers regarding the proposed program of study.

The current Gillette College Nursing Advisory Board has agreed to provide additional oversight and serve in an advisory capacity for the Medical Assistant Program if approved.

I.* Resources required to start and sustain the program and the current plan to meet those resource needs through college or other external funds:

Not required for pilot program request.

J.* Projected demand in Wyoming and Nation for five years from the proposed implementation date (career technical programs):

Not required for pilot program request.

1. State and National Trends

United States	Employment		Percent Change	Job Openings
	2013	2023		
Wyoming	Employment		Percent Change	Job Openings
	2013	2023		

Source:

- **National Data Source:** Bureau of Labor Statistics, U.S. Department of Labor, *Occupational Outlook Handbook, 2010-11 Edition*, Fitness Workers, on the Internet at <http://www.bls.gov/oco/ocos287.htm>
- **State Data Source:** Wyoming Department of Employment Research & Planning http://doe.state.wy.us/lmi/proj2005/long_occ2014.htm

Other trend information that would assist the Commission:

2. State and National Wages

Location	Pay Period	2013				
		10%	25%	Median	75%	90%
United States	Hourly					
	Yearly					
Wyoming	Hourly					
	Yearly					

Source: Bureau of Labor Statistics, Occupational Employment Statistics Survey

- **National Data Source:** <http://www.bls.gov/oes/2008/may/oes151051.htm>
- **State Data Source:** http://www.bls.gov/oes/oes_dl.htm State Cross-Industry Estimates

Other wage information or comments that would assist the Commission:

3. Primary student audience identified for this program:

4. Anticipated enrollment in the three academic years after WCCC approval (unduplicated headcount) with the basis for the estimate:
 ____ Year One ____ Year Two ____ Year Three

L.* Identification of similar programs at Wyoming Community Colleges and an overview of results of discussions with faculty and administrators at the relevant colleges regarding curriculum and possible joint projects:

Not required for pilot program request.

Wyoming Community College Programs (Identify title, degree/certificate and number of credit hours)						
Casper College	Central Wyoming College	Eastern Wyoming College	Laramie County Community College	Northwest College	Northern Wyoming Community College District	Western Wyoming Community College

M. Note available program and course articulations with other likely transfer institutions in the region, particularly for transfer AAS, AA and AS programs.

The Medical Assistant certificate program does not directly transfer to another institution. It should be noted although that individual pre-requisite/co-requisite courses (Math, Science, English) are transferrable courses and meet many other degree requirements.

N. When appropriate, note partnerships with business, industry, associations or agencies that have contributed to the design of the proposed program and/or who will contribute to the delivery of the program.

The proposed Medical Assistant curriculum was developed with industry partners. Partners expressed a need for the curriculum to include both front office competencies and back office competencies as a part of the curriculum. In addition, they wanted to see evidence the curriculum included substantial practicum experiences. This feedback from area partners was included in the curriculum, specifically the MEDA courses. Students will complete 360 hours of practicum as well.

Campbell County Health owns/operates numerous physician clinics. Supervisors from these areas have agreed to partner with the program to offer clinical experiences for students—both for the front office and the back office practicum courses.

The GC Nursing Advisory Board has agreed to provide advisory oversight for the Medical Assistant Program.

O. Assessment of student learning and completer follow-up per performance indicators. How will the assessment outcomes be used to assure student learning and improve the program?

Students will be able to:

1. Practice medical assisting according to established professional and ethical standards.
2. Demonstrate patient-centered professionalism.
3. Provide competent administrative services to patients.
4. Demonstrate clinical proficiency in the role of the medical assistant.

The Medical Assistant Program will assess the following:

1. Achievement of student learning outcomes
2. Completion rate
3. Job placement
4. Graduate satisfaction
5. Employer satisfaction

P. * Other program information or comments that would assist the commission in making a decision using the Guidelines for Use of this Evaluation Tool found in Appendix A of the 2010 WCCC Statewide Strategic Plan.

Not required for pilot program request.

This program addresses Wyoming and regional interests in the following Ways not addressed earlier in this request:

EDUCATED CITIZENRY –

DIVERSIFIED ECONOMY –

WORKFORCE DEVELOPMENT –

EFFICIENT SYSTEMS –

ACCOUNTABILITY and IMPROVEMENT –

OTHER CRITERIA-

- **Labor Needs –**
- **Curriculum Development –**
- **Pathways –**
- **Faculty Support –**
- **Recruitment Strategies –**
- **Resource Needs –**

*Community colleges are not required to complete sections G, I, J, K, L, and P for **pilot** program requests.

SIGNATURE PAGE

Submitted by V. P. for
Academic Affairs**

Richard A. Hall Jr. 3/28/15
Signature Date

Richard Hall, VPAA - Northern Wyoming CCD
Printed Name Title

Approved by the WCC Academic
Affairs Council

Joseph E. McCann, 4/14/2016
Signature Date

Joseph E. McCann, Programs Team Leader
Printed Name Title

Approved by Program
Review Committee

Joseph E. McCann, 5/6/16
Signature Date

Joseph E. McCann, Programs Team Leader
Printed Name Title

Richard A. Hall Jr.

TAB 13

Draft 2016/2017/2018 WCCC Meetings

<u>2016</u>	<u>Location</u>
October 19	Laramie
<u>2017</u>	
February 7 or 9	LCCC (WACCT Legislative Conference is February 8th)
April	NWC
June	CWC
October	NWCCD
<u>2018</u>	
February	LCCC
April	EWC

Note:

- The schedule reflects the traditional rotation of sites with the exception of the February meeting during the legislative session, held at LCCC. All dates shown are tentative and subject to change.

Recent past meeting locations:

1 June 2016	Casper
22 April 2016	WWCC
17 February 2016	LCCC
20 October 2015	EWC- Douglas
26 June 2015	NWCCD- Sheridan
16 April 2015	CWC
30 January 2015	LCCC
10 October 2014	Hilton Garden Inn, Laramie
13 June 2014	CC
31 March 2014	NWC
21 February 2014	LCCC
13 December 2013	WWCC
18 October 2013	UW
26 July 2013	EWC
28 June 2013	NWCCD (Gillette)
19 April 2013	CWC

TAB 14

Good News Report

Casper College Good News Items:

- Hosted the primary election U.S. House Debates in partnership with the Casper Star Tribune and Wyoming PBS. A general election debate is scheduled for 10/20. <http://trib.com/debate/>
- Kim Byrd, Vice President for Student Services, received the 2016 Wyoming Woman of Influence in Education Award. <http://www.caspercollege.edu/news/2016/08/byrd-recognized-as-woman-of-influence>
- The Casper College Alumni Association hosted the T-Bird Trek with a 26% increase in participation overall. <http://www.caspercollege.edu/tbird-trek>
- Started the Early KinCare Program in partnership with the Kinskey Family Foundation to address the rate of learning disabilities and delays among children in Natrona County. <http://www.caspercollege.edu/early-kincare>
- Nobel laureate and pop culture icon, Dudley R. Herschbach, Ph.D., presented on the early years of Albert Einstein. The free community presentation was part of the 2016 Texas A&M – Casper College Summer School on Quantum Science and Engineering. <http://www.caspercollege.edu/news/2016/07/nobel-laureate>
- Casper College is one of 30 schools in the nation to be selected as a new Peer Advisors for Veteran Education (PAVE) partner campus. PAVE is designed to help ease the transition from the military to higher education and to improve the student veteran's sense of connection onto our campus. <http://www.caspercollege.edu/news/2016/05/casper-college-selected-as-pave-partner-campus>

Central Wyoming College Good News Items:

- CWC welcomes Dr. Brad Tyndall as the Interim President of the college. Dr. Tyndall was previously the Vice President of Academic Affairs. He has 16 years of experience as a chief academic officer, 12 years of presidential cabinet experience, 12 years serving on state-wide academic councils and seven years of foundation board experience. He was a Fulbright Scholar in Kenya, is proficient in multiple languages including French, Arabic and spoken Ethiopian.
- Interdisciplinary Climate change (ICCE) Field Expedition students Lulu Kennedy and Alex Greenwald recently returned from Peru where they conducted glacier and hydrology research in the Peruvian Andes. Kennedy and Greenwald spent the summer working as field and research technicians for CWC instructor Jacki Klancher. The ICCE research project, with partners from the University of Wyoming Center for Environmental Hydrology (WYCEHG) and the American Climber Science Program (ACSP), attracts students from CWC's Archaeology, Environmental Science, Geospatial Information Science and Tech (GIST), and Outdoor Education programs.

Eastern Wyoming College Good News Items:

- The US Department of Commerce Economic Development Administration (EDA) has awarded Eastern Wyoming College at \$1.5 million dollar grant to aid in the construction of an Agricultural Technology Education Center (ATEC). ATEC will be a 27,000 sq ft facility, possessing industry leading labs & equipment, and will link Ag education to employment. This facility is also supported by \$3.3 million dollars from a general obligation bond passed by Goshen County voters in November 2014.
- Day ten enrollment at EWC showed a 4.6% increase in headcount and a 5.5% increase in FTE.
- Construction on the Career and Technical Education Center (CTEC) is moving along nicely. The final steel beam will be raised near the end of October or beginning of November. The College will be making the beam available for students, employees and community members to sign before it is placed in the building.

Laramie County Community College Good News Items:

- One of our part-time faculty, Dr. Mary Marion, was invited by Dr. Boyi Dai of the University of Wyoming to participate as the lead investigator in a research project titled “Assessing Strength and Balance Impairments Following a Major Injury in Collegiate Athletes” and was awarded the grant. Dr. Marion and Dr. Dai have been in contact with the athletic programs at UW and at LCCC. They are now moving on to the IRB process before seeking athletes to participate in this study.
- We are happy to report that the Class of 2016 has posted a 100% pass rate on the national certification examination in radiography administered by the American Registry of Radiologic Technologists (ARRT). This exam is required in nearly every state in order to be licensed and work as a radiographer in health care facilities.
- We recently opened our new Flex Tech building, and have begun teaching Diesel Technology, Welding and Engineering Technology in the new 46,000 square-foot building. The Flex Tech building was funded in part by property owners in Laramie County, with a bond initiative voted for in 2013, and from state capital construction funding awarded by the Wyoming Legislature in 2014.

Northern Wyoming Community College District Good News Items:

- The NWCCD Spear-O Mountain Campus hosted researchers and educators from four universities this summer – the University of Wyoming, Illinois State University, University of Wisconsin-Lacrosse, and Yale University. The visiting researchers and educators focused on geology and geophysics, ecology, and outdoor learning, with several of the researchers additionally conducting field classes focusing on the unique geology of the Bighorn Mountains, which contain some of the oldest Precambrian granite in the world.
- Both of Gillette College’s Cross Country teams are ranked in the top 5 in the United States Track and Field and Cross Country Coaches Association (USTFCCCA)’s NJCAA Division I National Coaches’ Poll. The Men are ranked 4th, while the women are ranked 5th.
- The Student Veterans of America at Sheridan College will host the fifth annual COMBAT Color Fun Run at Sheridan College on Saturday, Oct. 1st at 1 p.m. All proceeds from the event will go to the National Student Veterans of America and the local chapter.
- The new Whitney Center for the Arts at Sheridan College will host the Colorado Symphony for its opening concert on Oct. 8.

Northwest College Good News Items:

- With a combined 3.575 GPA, the Northwest College Women’s Basketball Team’s academic performance led all other two-year college programs in the country last year.
- Al and Ann Simpson joined President Stefani Hicswa in speaking at an opening on campus of a major multi-cultural art exhibit, “The Bridge,” a traveling collection by premier artists from 15 countries. The exhibit was created by Caravan, an international peacebuilding non-governmental organization that focuses on building bridges through the arts between the creeds and cultures of the Middle East and West.
- Dr. Lourra Barthuly of Eagle, Colorado, began her new position as NWC’s Vice President for Student Services on October 3 following a rigorous national search. Her most recent higher education post was Assistant Vice President of Student Affairs at Colorado Mountain College.
- Northwest College recently launched its newly-redesigned website (www.nwc.edu), the product of months of planning and countless hours of coding and testing.

Western Wyoming Community College Good News Items:

- Four hundred cases of donated water were delivered from Rock Springs to Flint, Mich. Sept. 28 as part of the Water for Flint service-learning project led by WWCC students in Prof. Nish Goicolea's Spanish class. Student Rashel Travis, a Flint native, helped organize the effort.
- ExxonMobil donated \$5,000 to Western's Oil & Gas Production Technology Program Sept. 15, providing funds for student scholarships and learning opportunities. Western enjoys a longstanding partnership with the international oil and gas company and with many other industry partners.
- Western was ranked by BestValueColleges.com as America's best value for online associate degrees among two-year schools.
- Western is transitioning its Emergency Medical Services program from a Workforce Development training cohort to an academic program that allows students to earn a two-year Associate of Applied Science degree in the field. This move lowers the program cost to students. The hybrid class format allows distance students to attend many of the classes remotely via the Internet.



**Annual Report for WyomingPBS
Fiscal Year 2016**

General Manager's Report – Terry Dugas

The past year has been an exciting and challenging time for me and for the WyomingPBS staff. I had to get used to Wyoming, and the staff had to get used to me. So far, I've been able to live up to General Manager Ruby Calvert's advice to me as she was walking out the door, "Don't screw it up."

A good place to start this report is to update my three "first year" goals for WyomingPBS.

1) Increase coverage for the station.

Success in this area has been mixed. We were able to finally get our secondary channel, WyomingPBS Create, carried on Charter Cable. This will become even more important as we incorporate a new "PBSKids" channel into our line-up.

We are also expanding our over the air carriage into Lusk. This project has been delayed as the Engineering staff worked on emergency repairs over the past few months. However, I expect Lusk to be up and running by the end of the Fall.

The biggest failure has been in expanding our coverage on Dish Network. I continue to press for expanded coverage in the Laramie / Cheyenne region, however.

2) Improve the Network's broadcast and on-line capabilities.

Here, too, results have been mixed. We take two steps forward and a lightning strike back.

Due to the declining economy, we withdrew our "microwave migration" budget request. However, we continue to move forward on improving our signal. One of the initial tasks of our new Chief Technology Officer will be to evaluate our entire statewide network and migrate from microwave to IP where possible.

To further encourage on-line viewing, we have been aggressively expanding the number of WyomingPBS productions available for streaming. We continue to put all our new productions online and have also added over a dozen older programs from the series "Wyoming Chronicle" and "Main Street Wyoming."

3) Continue the outstanding tradition of local productions at WyomingPBS.

WyomingPBS producers continue making excellent programs in all our major series. In addition, we continue to work with independent producers to create signature programs like "Blizzard of '49," "Cheney: A Heartbeat Away," and "Over Wyoming."

"Blizzard of '49," "Cheney" and "Live from the Dennison Lodge" will be distributed nationally to PBS stations by NETA, further validating the quality of our programs.

So, where is WyomingPBS going in the future?

My “second year” goals are the same as my first.

1) Increase coverage for the station.

I'll continue to work to make the case for adding WyomingPBS to the Laramie/Cheyenne Dish Network.

However, we will also place an increased focus on promoting the availability of WyomingPBS both over the air and on-line. Through a variety of devices, you can watch WyomingPBS productions and PBS programs “Anytime, Anywhere.”

2) Improve the Network's broadcast and on-line capabilities.

The new Chief Technology Officer is making a thorough review of our entire broadcast network. Greater attention to detail in maintenance and repair can make a significant impact on our reliability.

Continuing to move from microwave to Internet Protocol where possible will also increase our reliability.

We are also expanding our network to provide better coverage. We have several locations in the southern part of the state where a daisy chain of transmitters broadcast our over the air signal. Should one transmitter in the chain go off the air, we lose over the air coverage in large portions of the state. Expanding the network to provide redundant service is critical. So if we go off the air in Lander, for example, we still deliver a signal to the rest of Fremont County.

A major challenge for WyomingPBS will be migrating our transmitter and tower from Banner Ridge to Red Grade, outside of Sheridan. The land where the Banner Ridge transmitter sits will be deeded by the state to a private owner. The owner has agreed to give us one year to move. We are investigating sharing a tower site at Red Grade with Wyoming Public Media. This move will provide better over the air service to Sheridan.

We will greatly expand both the quality and quantity of our live on-line streaming. We currently use 1990's technology to stream programs live. This Fall, we will explore moving to state of the art technology. This will allow us to stream all of our WyomingPBS productions at the same time as they are broadcast.

3) Continue the outstanding tradition of local productions at WyomingPBS.

As part of the FY 2017 budget process, I've met with each of the Producers. We have a solid production plan for our series. We will try, when possible, to concentrate our new episodes in July, November, February and May because the audience is measured then by Nielsen.

“Wyoming Chronicle”

We plan to create 21 new “Chronicles” for FY 2017. Eight will air in January and February, covering issues related to the Legislature and State Government. Six will air in April and May. Six will air in October and November. A Christmas themed program will air in December.

“Wyoming Perspectives”

Because we air so few “Perspectives,” promoting the series is very difficult. So we will incorporate the 60 minute, live phone in format as a “Wyoming Chronicle Special.” We plan for three of these Specials in FY 2017, including the traditional “One on One” with the Governor.

“Main Street, Wyoming”

We will create five new “Main Streets” plus introduce a new format. Three of the programs will be traditional 30 minute single subject documentaries. Two will be a new “magazine format” made up of several five to seven minute “features.” These features will also be used as independent shorts on air and will be distributed heavily through social media.

“Farm to Fork”

We will create six new episodes, with three airing in September and October and three airing in May. Clustering the shows will allow us to schedule them at a regular time and promote them as “the Fall (and Spring) season of Farm to Fork.”

“Capitol Outlook”

For the upcoming legislative session, “Outlook” will return to 60 minutes. The 30 minute version airing last January, with additional content “on the web” was a valuable experiment. However, feedback from viewers reinforced the problems older audiences have watching programs on-line.

“Our Wyoming”

A major new initiative will be “Our Wyoming.” These are a series of short segments, approximately 7:00 in length, highlighting the people, places, and events that make Wyoming unique. As with the short “Main Street, Wyoming” segments, these features will appear on-line and on-air.

Other documentaries in production by WyomingPBS Producers include “Glaciers of the Winds,” a study of the receding glaciers in the Wind River range and “Hidden Falls of Yellowstone,” a study of the little seen falls in the Bechler region of the park.

We will also continue partnering with the many outstanding independent producers telling the story of the state. In November, we will air an independent production on the sport of “highpointing,” visiting the highest points in each state. The program features two high school girls who try to summit Gannett Peak.

In December, former WyomingPBS Producer Geoff O’Gara will tell the story of the “Green River Drift,” one of the nation’s oldest running cattle drives. Another former WyomingPBS Producer, Tom Manning, is working to tell the story of “The Bozeman Trail.”

We will also be hiring a part-time Education coordinator in FY 2017 to revitalize our efforts, focusing on the creation of Learning Objects to use in the classroom.

Funding

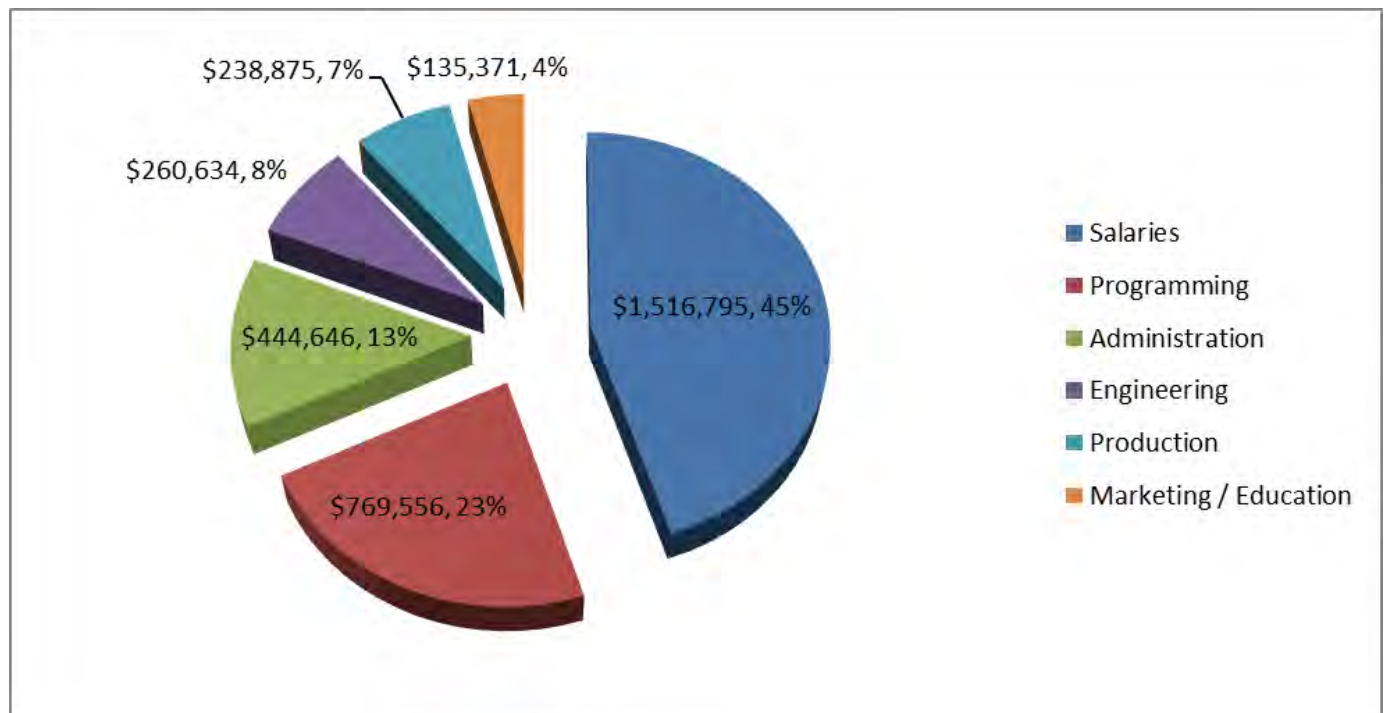
Fiscal Year 2016 Summary

Expenses

WPBS's estimated expenses for FY 2016 were \$3,365,877. Of that, 45% were in salaries and benefits, 23% in Programming, including PBS dues, 13% Administration, 8% Engineering, 7% Production, and 4% Marketing / Outreach / Education.

Salaries for this year were unusually high. Special retirement incentives for both the General Manager and the Assistant General Manager were paid in this Fiscal Year. Production expenses were also high as WyomingPBS produced three major documentaries with outside producers. Engineering was underfunded at 8%. 15% would be more appropriate for a network with our complexity.

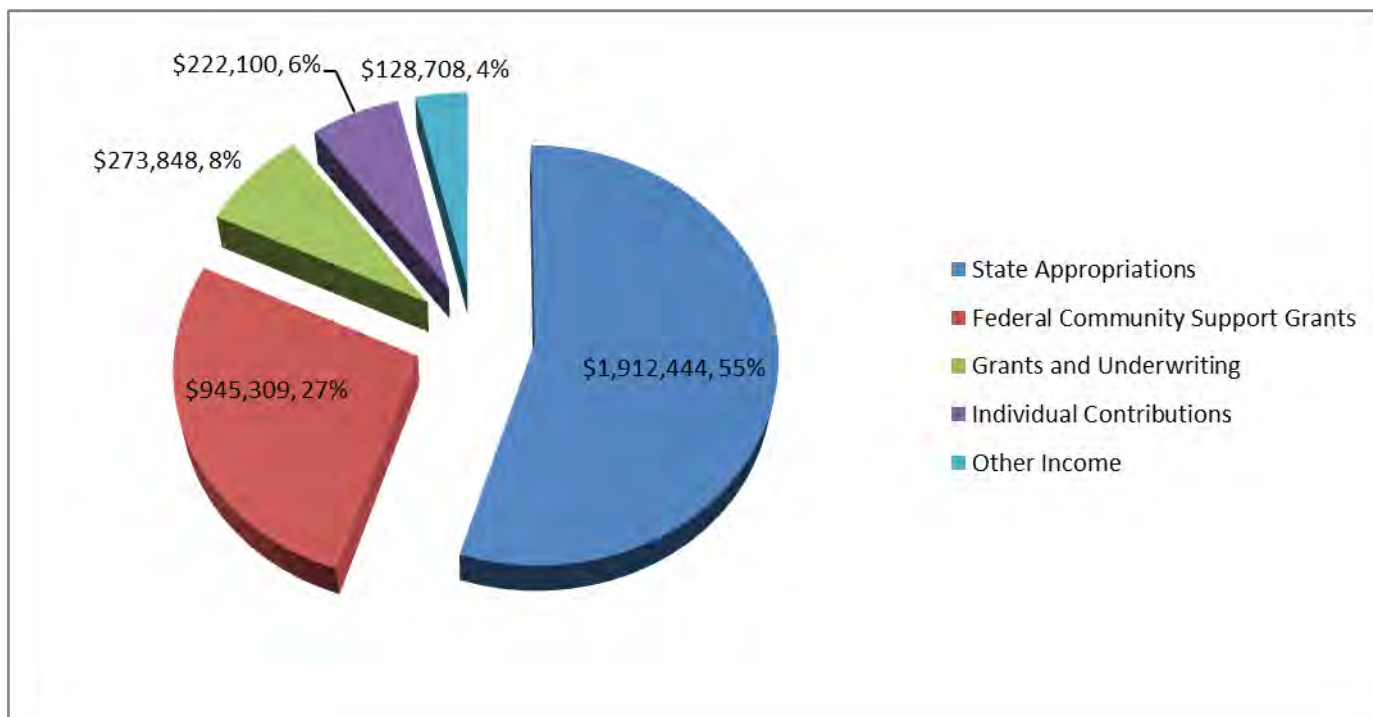
The Education component of WyomingPBS was significantly weakened when the Ready to Learn grant expired in FY 2015. Half of the Education expenditures in FY 2016 were on the Wind River Education Project.



Income

WPBS's estimated income for FY 2016 was \$3,482,409. Of that, 55% came from the State of Wyoming, 27% from Federal Funding, 8% from programming and production related grants and underwriting, 6% from individual Member contributions, and 4% from sources such as contract production and rental from our network of towers.

Grants and Underwriting was above average since special funding was raised to offset the cost of the three major outside productions. Any overage will be carried forward to FY 2017.



Fiscal Year 2017 Summary

The estimated funding from the state is \$1,718,326.50.

We are predicting flat funding from the WyomingPBS Foundation and reduced funding from Grants and Underwriting. However, our funding from the Corporation for Public Broadcasting will increase by approximately \$80,000. As a result, the estimated WyomingPBS budget for FY 2017 will be approximately \$3.2 million, a reduction of \$280,000 from FY 2016. To help meet this shortfall, we will reduce personnel costs by approximately \$200,000.

To reach this target, two positions at WyomingPBS have been eliminated – Network Operations Technician and Promotions Producer. A third position, Assistant General Manager, will not be filled in FY 2017. Existing staff will take on the responsibilities of those positions.

Fortunately, the loss of these positions will not impact our ability to create programs. The production staff is intact, and funding for local programs comes from grants, underwriting, and “Members like you.”

However, because we need to increase our Engineering and Education efforts, Fiscal Year 2017 will prove challenging.

Audience

WyomingPBS's audience is measured four times a year by the Nielsen Ratings service, February, May, July, and November. In May of 2010, approximately 31,500 citizens of Wyoming watched WyomingPBS at least once a week. In May of 2016, approximately 32,600 citizens watched at least once a week. Minimum change over six years might be alarming. However, commercial broadcasters in the state lost over 56% of their weekly viewers during this same time. WyomingPBS's ability to hold viewers in the face of cable and online competition comes from the unique programming we offer.

While broadcast viewing has remained stable, online viewing of WyomingPBS content has dramatically increased. During calendar year 2010, WyomingPBS videos were watched online a little over 1,000 times. During calendar year 2015, WyomingPBS videos were watched over 150,000 times online. If current trends continue, WyomingPBS videos will be viewed over 200,000 times online by the end of 2016.

Strategic Plan Update

Because CWC was updating their strategic plan, I delayed the start of updating the WyomingPBS Strategic Plan. However, we need to move forward independent of CWC because of their timeline and changes in senior Administrative positions. I'll start initial work in September, with a concentrated effort to take place in the Spring of 2017.

Respectfully submitted by Terry Dugas, General Manager of Wyoming PBS